



## Club Health Assessment for DISTRICT 3242 A through December 2025

			Status	Membership						Reports					Finance	LCIF
Club Number	Club Name	Charter Date	Times in Status Quo in Past 2 Years	Current Member Count **	YTD Members Added	YTD Members Dropped	YTD Net Growth% ***	Member Count 1 Year Ago	Dropped Members Avg.Length of Service	Months Since Membership Update	Current Officers Reported ****	Current President Repeated Term	VP Reported *****	Last Date Reported Service (mm/yyyy)	Account Balance	YTD Donations
Clubs less than two years old																
185949	Alangulam Perfect Winners	07/31/2025	Active	20	20	0	100.00%	0		5	Y					
181116	Aruppukottai Royal	02/27/2025	Active	21	0	0	0.00%	0		6	Y		N	12/2025		
189185	Azhagiamandapam Winners	09/26/2025	Active	24	26	2	100.00%	0	12	0	Y		N	11/2025		
180627	Kariapatti Jasmine	01/31/2025	Active	22	3	0	15.79%	0		4	Y	2	N	12/2025		
172381	KARIAPATTI PERFECT	06/26/2024	Active	23	3	5	-8.00%	20	1	0	Y			12/2025	90+ Days	
182499	Kariapatti Royal	05/30/2025	Active	23	3	0	15.00%	0		5	Y	2	N	07/2025	90+ Days	
178610	Karivalamvanthanallur	09/13/2024	Cancelled(8*)	0	0	20	-100.00%	20	1	15	N	None			90+ Days	
185877	Kariyapatti Queens	07/30/2025	Active	21	21	0	100.00%	0		3	Y		N	10/2025	90+ Days	
171568	Karungal Kings	05/10/2024	Active(1)	16	0	0	0.00%	19		1	Y					
180820	Korampallam	02/11/2025	Active	21	0	0	0.00%	0		10	N	None			90+ Days	
181577	Kovilpatti Prakasham	03/27/2025	Cancelled(8*)	0	0	185	-100.00%	0	0	1	N	None			90+ Days	
190498	Kulasekharam Town	10/22/2025	Newly Chartered	20	21	1	100.00%	0	0	0	Y					
178150	Mudukulathur Prakasham	08/28/2024	Cancelled(8*)	0	0	20	-100.00%	20	1	16	N	None		09/2024	90+ Days	
177324	Nagercoil City Crown	08/14/2024	Active	20	5	2	17.65%	17	1	0	Y			10/2024		
177505	Pandalkudi Prakasham	08/12/2024	Active	20	0	0	0.00%	20		16	N	None		09/2024	90+ Days	
190567	Pannaivilai Winners	10/22/2025	Newly Chartered	20	20	0	100.00%	0		2	Y					
172973	PARAMAKUDI COTTON CITY	07/05/2024	Active	30	3	0	11.11%	22		0	Y		N	10/2025		
157424	Pootteti Perfect Treasure Village	02/19/2024	Active(1)	10	0	0	0.00%	20		6	N	None				
181581	Ramanathapuram Friends	03/28/2025	Active	7	0	7	-50.00%	0	0	4	Y			10/2025		
181324	Ramanathapuram Melvin	03/10/2025	Cancelled(8*)	0	0	20	-100.00%	0	0	5	N	None			90+ Days	
182353	Rameswaram Dynamic	05/21/2025	Active	5	0	15	-75.00%	0	0	5	Y	2				
174211	Rameswaram Prakasham	07/09/2024	Active(1)	3	0	0	0.00%	6		6	Y	2		10/2024		
182999	Samusigapuram	06/23/2025	Active	10	0	10	-50.00%	0	0	0	N	2		09/2025		
174729	Sankarankovil Ambal	07/11/2024	Cancelled(8*)	0	0	20	-100.00%	20	1	17	N	None		10/2024	90+ Days	
182190	Sankarankovil Dynamic	05/12/2025	Cancelled(8*)	0	0	37	-100.00%	0	0	3	N	None			90+ Days	



# Club Health Assessment for DISTRICT 3242 A through December 2025

			Status	Membership						Reports				Finance	LCIF	
Club Number	Club Name	Charter Date	Times in Status Quo in Past 2 Years	Current Member Count **	YTD Members Added	YTD Members Dropped	YTD Net Growth% ***	Member Count 1 Year Ago	Dropped Members Avg.Length of Service	Months Since Membership Update	Current Officers Reported ****	Current President Repeated Term	VP Reported *****	Last Date Reported Service (mm/yyyy)	Account Balance	YTD Donations
178601	Sankarankovil Prakasham	09/13/2024	Cancelled(8*)	0	0	20	-100.00%	20	1	3	N	None			90+ Days	\$1,000.00
185880	Sivakasi Winners	07/30/2025	Active(1)	20	31	11	100.00%	0	2	0	Y			08/2025		
181299	Thingal Nagar Victory	03/10/2025	Active	14	1	1	0.00%	0	3	5	Y	2	N			
172097	Tirunelveli Perfect Challengers	06/12/2024	Active	20	23	16	53.85%	19	1	0	Y		N	11/2025		
180343	Tirunelveli Prakasham	01/13/2025	Active	16	0	0	0.00%	0		6	Y		N	08/2025		
181323	Vallioor Gold	03/10/2025	Active	21	6	5	5.00%	0	1	0	Y	2				
186955	Vallioor Universal Winners	07/30/2025	Active	20	20	0	100.00%	0		5	Y				90+ Days	
Clubs more than two years old																
109036	AKSHAYA CHATRAPATTI	08/06/2010	Active	64	0	0	0.00%	60		6	Y		N	03/2025		\$2,000.00
	Exc Award (06/30/2020, 06/30/2023)															
43948	ALANGULAM	05/31/1984	Active	44	0	0	0.00%	64		2	Y			10/2024		
	Exc Award (06/30/2017, 06/30/2020, 06/30/2023)															
139221	Alangulam Pearl City	07/26/2019	Active	26	6	0	30.00%	24		4	Y		N	07/2025		
	Exc Award (06/30/2023)															
31833	AMBASAMUDRAM	03/05/1976	Active	44	1	0	2.33%	41		0	Y		R	12/2024		
	Exc Award (06/30/2020, 06/30/2023)															
55851	ANJUGRAMAM	06/20/1994	Active	37	0	0	0.00%	44		6	Y		N	02/2024		
	Exc Award (06/30/2017, 06/30/2021)															
55271	ARALVAIMOZHY	02/01/1994	Active	22	7	0	46.67%	16		3	Y		R	01/2025	90+ Days	
	Exc Award (06/30/2023)															
50398	ARUMANAI	04/03/1990	Active(1)	20	7	2	33.33%	13	24	4	Y	2	N	07/2025	90+ Days	
64175	ARUMUGANERI	04/18/2001	Active	44	1	4	-6.38%	45	3	0	Y		N	01/2025		
	Exc Award (06/30/2017, 06/30/2020, 06/30/2023)															
26466	ARUPPUKOTTAI	01/24/1974	Active	56	5	0	9.80%	36		3	Y		R	01/2025		
	Exc Award (06/30/2020, 06/30/2023)															
104663	AZHAGAPPAPURAM	02/10/2009	Active	23	0	0	0.00%	23		16	Y	2		06/2025		
	Exc Award (06/30/2019)															
51317	BHOOTHAPANDI-THITTUVIAL AI	02/13/1991	Active(1)	21	0	2	-8.70%	23	3	0	Y		N	03/2023		
	Exc Award (06/30/2023)															



## Club Health Assessment for DISTRICT 3242 A through December 2025

			Status	Membership						Reports				Finance	LCIF			
Club Number	Club Name	Charter Date	Times in Status Quo in Past 2 Years	Current Member Count **	YTD Members Added	YTD Members Dropped	YTD Net Growth% ***	Member Count 1 Year Ago	Dropped Members Avg.Length of Service	Months Since Membership Update	Current Officers Reported ****	Current President Repeated Term	VP Reported *****	Last Date Reported Service (mm/yyyy)	Account Balance	YTD Donations		
111071	CHERANMAHADEVI TOWN	05/13/2011	Active	24	0	0	0.00%	23		3	Y		N	08/2025	90+ Days	\$100.09		
	Exc Award (06/30/2020, 06/30/2022, 06/30/2023)																	
121763	Colachel Port City	04/03/2014	Active(2)	21	0	2	-8.70%	0	6	0	Y		IP	07/2022				
	Exc Award (06/30/2020, 06/30/2023)																	
140234	Courtallam Aruvikal Nagar Pearls	11/29/2019	Active(1)	14	0	0	0.00%	17		1	Y			10/2024				
140556	Courtallam Pearl City	12/19/2019	Active	27	6	0	28.57%	23		3	Y		N	05/2023				
	Exc Award (06/30/2023)																	
97035	COURTALLAM VICTORY	04/27/2006	Active	44	3	0	7.32%	40		0	Y		N	12/2025				
	Exc Award (06/30/2017, 06/30/2020, 06/30/2022, 06/30/2023)																	
63147	EATHAMOZHY CENTRAL	05/05/2000	Active(1)	11	0	0	0.00%	19		7	Y		N	07/2025				
	Exc Award (06/30/2017, 06/30/2020)																	
54483	ELAYIRAMPANNAI	05/17/1993	Active(1)	28	2	1	3.70%	35	2	0	Y			12/2025				
	Exc Award (06/30/2017, 06/30/2020, 06/30/2022, 06/30/2023, 06/30/2024)																	
109378	ERAL TOWN	09/29/2010	Active	16	0	0	0.00%	16		8	N	2	R	10/2025				
	Exc Award (06/30/2020, 06/30/2023)																	
104911	KADAYAM BHARATHY	03/06/2009	Active(1)	17	3	1	13.33%	15	0	3	Y			09/2025				
	Exc Award (06/30/2020, 06/30/2023)																	
57066	KADAYANALLUR	06/13/1995	Active	37	0	0	0.00%	37		17	N	None		04/2025				
	Exc Award (06/30/2017, 06/30/2020, 06/30/2023)																	
54884	KALIAKKAVILAI TOWN	09/17/1993	Active(2)	4	0	0	0.00%	0		6	Y	6		07/2022				
109388	KAMUTHI TOWN	09/29/2010	Active	29	0	0	0.00%	32		6	N	None		10/2024				
	Exc Award (06/30/2019, 06/30/2020, 06/30/2023)																	
125695	Kanniseripudhur	08/26/2015	Cancelled(8*)	0	0	16	-100.00%	20	7	0	N	None		07/2023	90+ Days			
	Exc Award (06/30/2020, 06/30/2023)																	
64739	KANNIYAKUMARI SUN CITY	10/23/2001	Active	15	1	0	7.14%	18		3	Y		N	06/2023		\$1,000.93		
	Exc Award (06/30/2020, 06/30/2023)																	
50048	KARINGAL	12/18/1989	Active	36	0	0	0.00%	36		17	Y		N	10/2022				
	Exc Award (06/30/2020)																	
124248	Karungal Gold	02/24/2015	Active	42	9	0	27.27%	32		0	Y		N	12/2025	90+ Days	\$1,000.00		



## Club Health Assessment for DISTRICT 3242 A through December 2025

			Status	Membership						Reports					Finance	LCIF
Club Number	Club Name	Charter Date	Times in Status Quo in Past 2 Years	Current Member Count **	YTD Members Added	YTD Members Dropped	YTD Net Growth% ***	Member Count 1 Year Ago	Dropped Members Avg.Length of Service	Months Since Membership Update	Current Officers Reported ****	Current President Repeated Term	VP Reported *****	Last Date Reported Service (mm/yyyy)	Account Balance	YTD Donations
Exc Award (06/30/2018, 06/30/2019, 06/30/2020, 06/30/2023)																
154335	Karungal Passion	05/08/2023	Active	16	0	0	0.00%	16		3	Y					
50400	KILAKARAI SEETHAKATHI	04/03/1990	Active(1)	9	0	0	0.00%	9		16	Y	5		10/2024		
Exc Award (06/30/2020)																
64382	KOODANKULAM	06/04/2001	Active(1)	30	0	0	0.00%	30		18	N	None		10/2023		
Exc Award (06/30/2023)																
62685	KOVILPATTI CENTRAL	01/06/2000	Active(2)	18	0	5	-21.74%	23	20	3	Y			08/2025		
125729	Kovilpatti Dynamic	09/01/2015	Active	25	0	3	-10.71%	26	5	0	Y		N	10/2024		
Exc Award (06/30/2017, 06/30/2020, 06/30/2022, 06/30/2025)																
45243	KOVILPATTI MID TOWN	06/17/1985	Active	49	5	1	8.89%	47	16	0	Y		N	09/2025	90+ Days	
Exc Award (06/30/2020)																
153657	Kovilpatti Passion	02/10/2023	Active(1)	15	2	2	0.00%	24	3	0	Y			01/2024		
Exc Award (06/30/2024)																
98052	KOVILPATTI TEMPLE CITY	11/21/2006	Active(2)	25	0	0	0.00%	25		21	N	None		10/2023		
Exc Award (06/30/2017, 06/30/2020)																
136321	Kulaseharam Royal	09/04/2018	Active	18	7	4	20.00%	15	4	0	Y		N	08/2022	90+ Days	
149168	Kulasekaram City Star	12/03/2021	Active(2)	31	8	5	10.71%	30	4	5	N	None		10/2024		
Exc Award (06/30/2023)																
26487	KULASEKHARAM	05/26/1965	Active	41	0	0	0.00%	38		2	Y		N	09/2025		
Exc Award (06/30/2020, 06/30/2023)																
57540	KUZHITHURAI	11/07/1995	Active(1)	15	0	0	0.00%	21		7	Y	2		09/2022		
139621	Malli Pearls	08/21/2019	Active(2)	23	0	8	-25.81%	29	5	5	Y		N	11/2023		
Exc Award (06/30/2020)																
142533	Marthandam Abide	08/10/2020	Active(1)	18	0	5	-21.74%	27	5	6	Y		IP	10/2025		
121434	Marthandam Achievers	02/25/2014	Active(1)	19	0	22	-53.66%	21	2	0	Y		N	07/2022		
Exc Award (06/30/2017, 06/30/2019)																
143787	Marthandam Capitals	12/11/2020	Active	15	0	0	0.00%	15		12	N	2		07/2022		
100335	MARTHANDAM CITY	10/04/2007	Active	30	0	0	0.00%	30		9	Y	2	R	10/2024		
Exc Award (06/30/2020, 06/30/2023)																
77605	MARTHANDAM PRIDE	09/26/2003	Active	68	0	0	0.00%	66		2	Y		N	10/2023		
Exc Award (06/30/2023)																



## Club Health Assessment for DISTRICT 3242 A through December 2025

			Status	Membership					Reports					Finance		LCIF
Club Number	Club Name	Charter Date	Times in Status Quo in Past 2 Years	Current Member Count **	YTD Members Added	YTD Members Dropped	YTD Net Growth% ***	Member Count 1 Year Ago	Dropped Members Avg.Length of Service	Months Since Membership Update	Current Officers Reported ****	Current President Repeated Term	VP Reported *****	Last Date Reported Service (mm/yyyy)	Account Balance	YTD Donations
67204	MAYILAUDY	01/30/2003	Active	32	4	0	14.29%	28		5	Y		R	12/2025		\$1,000.07
	Exc Award (06/30/2017, 06/30/2023, 06/30/2024)															
154356	Meenakshiyapuram Amman Passion	05/19/2023	Active	17	0	0	0.00%	26		8	Y		N	10/2024		
	Exc Award (06/30/2024)															
129727	Meenakshiyapuram Centennial	02/08/2017	Active	27	0	2	-6.90%	29	3	0	Y		N	12/2025		
	Exc Award (06/30/2019, 06/30/2020)															
59241	MULLAKKADU MUTHIAPURAM	03/10/1997	Active(1)	24	6	0	33.33%	0		3	Y		N	03/2023		
	Exc Award (06/30/2020, 06/30/2023)															
26492	NAGERCOIL	12/09/1962	Active	26	1	6	-16.13%	26	18	0	Y	2		10/2024		
115310	NAGERCOIL ASARIPALLAM	10/17/2011	Active	15	0	0	0.00%	15		20	Y			07/2023		
	Exc Award (06/30/2017, 06/30/2019, 06/30/2020, 06/30/2023)															
55710	NAGERCOIL CENTRAL	05/17/1994	Active	25	1	2	-3.85%	31	6	2	Y			12/2024		
	Exc Award (06/30/2019, 06/30/2020, 06/30/2023)															
142332	Nagercoil Kings	07/24/2020	Active	18	7	0	63.64%	21		4	Y			08/2022	90+ Days	
149050	Nagercoil Kottar	12/07/2021	Active(1)	22	9	1	57.14%	18	1	0	Y		N	12/2025		\$290.97
142329	Nagercoil Nanjil Kings	07/27/2020	Status Quo(2)	13	1	0	8.33%	0		5	Y		N	08/2025	90+ Days	
	Exc Award (06/30/2023)															
51319	NAGERCOIL PARVATHIPURAM	02/13/1991	Active(1)	26	13	3	62.50%	0	17	0	Y			07/2025	90+ Days	\$1,000.00
	Exc Award (06/30/2017)															
110043	NAGERCOIL RAMANPUTHUR	01/06/2011	Active	24	2	0	9.09%	18		5	Y	2	N	01/2023		
145616	Nagercoil Royal Kings	03/18/2021	Cancelled(8*)	0	0	7	-100.00%	5	3	0	N	None		11/2023	90+ Days	
	Exc Award (06/30/2023)															
59093	NAGERCOIL TOWER	02/04/1997	Active	38	0	0	0.00%	37		7	Y	2	R	08/2025		
	Exc Award (06/30/2020)															
50049	NAGERCOIL TOWN	12/18/1989	Active	20	10	0	100.00%	12		3	Y			10/2024	90+ Days	\$1,000.07
	Exc Award (06/30/2020)															
142219	Nattalam Kings	07/15/2020	Active	47	7	0	17.50%	48		2	Y		R	10/2025		\$1,895.02
	Exc Award (06/30/2023)															
104677	NAZARETH TOWER	02/13/2009	Active	20	2	0	11.11%	18		5	Y	2	R	10/2024		
	Exc Award (06/30/2017, 06/30/2020)															



# Club Health Assessment for DISTRICT 3242 A through December 2025

			Status	Membership						Reports				Finance	LCIF			
Club Number	Club Name	Charter Date	Times in Status Quo in Past 2 Years	Current Member Count **	YTD Members Added	YTD Members Dropped	YTD Net Growth% ***	Member Count 1 Year Ago	Dropped Members Avg.Length of Service	Months Since Membership Update	Current Officers Reported ****	Current President Repeated Term	VP Reported *****	Last Date Reported Service (mm/yyyy)	Account Balance	YTD Donations		
122372	Nazareth Margoscis City	06/03/2014	Active	17	0	1	-5.56%	20	3	2	Y			10/2024	90+ Days			
	Exc Award (06/30/2019)																	
49425	NEYYOOR MONDAY MARKET	04/17/1989	Active(1)	36	6	0	20.00%	35		3	N			08/2022				
	Exc Award (06/30/2019)																	
118162	PAALAYAMKOTTAI STARS	10/26/2012	Active	32	6	0	23.08%	16		4	Y		N	11/2024				
	Exc Award (06/30/2017, 06/30/2020, 06/30/2023)																	
52217	PADMANABHAPURAM FORT	12/02/1991	Active	27	1	11	-27.03%	38	8	2	Y		N	07/2025				
	Exc Award (06/30/2019, 06/30/2024)																	
30405	PALAYAMKOTTAI	03/06/1975	Cancelled(8*)	0	0	12	-100.00%	18	4	4	N	None		10/2024				
	Exc Award (06/30/2020, 06/30/2022)																	
124705	Palayamkottai Gold	04/22/2015	Active(1)	26	3	0	13.04%	25		2	Y			10/2025				
	Exc Award (06/30/2020, 06/30/2023)																	
144588	Palayamkottai Kings	12/31/2020	Active	33	15	0	83.33%	22		5	N		R	08/2025				
55684	PALLIADY	05/09/1994	Active(1)	15	0	0	0.00%	0		6	Y	7	N	07/2022				
	Exc Award (06/30/2017, 06/30/2019, 06/30/2023)																	
148193	Paloor	09/17/2021	Active(2)	29	0	0	0.00%	29		6	Y			07/2022				
32156	PARAMAKUDI	04/20/1976	Active	106	1	0	0.95%	107		0	Y		N	11/2025				
	Exc Award (06/30/2019, 06/30/2020, 06/30/2021, 06/30/2023)																	
146371	Paramakudi Vaigai	06/04/2021	Active	22	0	1	-4.35%	20	3	5	Y		R	10/2025		\$1,000.00		
	Exc Award (06/30/2023)																	
142576	Pavoorchatram Busy Kings	08/19/2020	Active	24	0	2	-7.69%	26	3	5	Y		N	02/2023				
	Exc Award (06/30/2023)																	
86122	PAVOORCHATRAM CENTRAL	04/07/2005	Active(2)	56	5	0	9.80%	55		0	Y	2	R	12/2025				
	Exc Award (06/30/2017, 06/30/2020, 06/30/2022, 06/30/2023)																	
55169	PUDUKADAI	12/28/1993	Active	77	17	0	28.33%	61		0	Y			12/2025		\$3,002.79		
	Exc Award (06/30/2017, 06/30/2020, 06/30/2022, 06/30/2023)																	
55425	PULIANGUDI	03/11/1994	Active	31	2	0	6.90%	25		5	Y			12/2025				
	Exc Award (06/30/2020, 06/30/2023)																	
139713	Puthiamputhur Readymade Pearl City	09/16/2019	Cancelled(8*)	0	0	7	-100.00%	0	6	1	N	None		10/2023	90+ Days			



# Club Health Assessment for DISTRICT 3242 A through December 2025

			Status	Membership						Reports					Finance	LCIF
Club Number	Club Name	Charter Date	Times in Status Quo in Past 2 Years	Current Member Count **	YTD Members Added	YTD Members Dropped	YTD Net Growth% ***	Member Count 1 Year Ago	Dropped Members Avg.Length of Service	Months Since Membership Update	Current Officers Reported ****	Current President Repeated Term	VP Reported *****	Last Date Reported Service (mm/yyyy)	Account Balance	YTD Donations
124042	Radhapuram Gold	01/22/2015	Active(2)	18	0	5	-21.74%	23	10	0	N	None		01/2023	90+ Days	
	Exc Award (06/30/2017, 06/30/2020, 06/30/2023)															
26498	RAJAPALAYAM	04/24/1972	Active	169	10	17	-3.98%	172	10	1	Y		N	11/2025		
	Exc Award (06/30/2017, 06/30/2019, 06/30/2020)															
155957	Rajapalayam Perfect Kings	09/08/2023	Active	46	7	8	-2.13%	58	2	0	Y			01/2025		
59776	RAJAPALAYAM TOWN	06/24/1997	Active	36	0	3	-7.69%	41	13	0	Y		R	06/2025		
	Exc Award (06/30/2017, 06/30/2020)															
154616	Ramanathapuram Achievers Passion	06/02/2023	Active(1)	13	0	0	0.00%	12		7	Y		R	12/2023		
132221	Ramanathapuram Centennial	09/04/2017	Active	33	2	5	-8.33%	34	3	1	Y		N	12/2025		
	Exc Award (06/30/2019, 06/30/2020, 06/30/2023, 06/30/2025)															
123063	Ramanathapuram Gold	09/03/2014	Active	17	0	0	0.00%	18		7	Y	2		10/2024		
	Exc Award (06/30/2021)															
132139	Ramanathapuram Life Savers	07/11/2017	Active	28	0	0	0.00%	29		3	Y			10/2025		
	Exc Award (06/30/2019, 06/30/2020, 06/30/2022, 06/30/2025)															
152130	Ramanathapuram Passion	08/09/2022	Active	12	2	0	20.00%	10		5	Y			10/2025		
	Exc Award (06/30/2023)															
49550	RAMANATHAPURAM SETHUPATHY	05/25/1989	Active(1)	24	3	1	9.09%	0	8	3	Y			10/2025		
	Exc Award (06/30/2020)															
117524	RAMANATHAPURAM TOWN	08/06/2012	Active	17	0	1	-5.56%	18	13	5	Y	2		04/2025		
	Exc Award (06/30/2020)															
106570	RAMESWARAM ISLAND	09/10/2009	Active(1)	10	0	2	-16.67%	12	7	1	Y			06/2023		
	Exc Award (06/30/2023)															
139218	Rameswaram Town Pearls	07/18/2019	Active	12	0	0	0.00%	15		0	Y	4		01/2024		
149879	Sahayanagar Joy	03/08/2022	Active	20	1	0	5.26%	19		3	Y			11/2025		
26501	SAHUPURAM	01/06/1972	Active	36	1	1	0.00%	37	4	0	Y		N	08/2025		
	Exc Award (06/30/2019)															
56565	SANKARANKOVIL	02/20/1995	Active	99	2	7	-4.81%	94	0	1	Y		N	11/2025		
	Exc Award (06/30/2019, 06/30/2023, 06/30/2025)															
147151	Sankarankovil Classic	11/17/2021	Active	48	4	0	9.09%	46		2	Y			12/2025		





## Club Health Assessment for DISTRICT 3242 A through December 2025

			Status	Membership						Reports				Finance	LCIF	
Club Number	Club Name	Charter Date	Times in Status Quo in Past 2 Years	Current Member Count **	YTD Members Added	YTD Members Dropped	YTD Net Growth% ***	Member Count 1 Year Ago	Dropped Members Avg.Length of Service	Months Since Membership Update	Current Officers Reported ****	Current President Repeated Term	VP Reported *****	Last Date Reported Service (mm/yyyy)	Account Balance	YTD Donations
Exc Award (06/30/2023)																
141791	Sankarankovil Pearls	06/19/2020	Active	18	0	3	-14.29%	21	12	0	Y			07/2025		
Exc Award (06/30/2023)																
105001	SATHANKULAM STAR	03/16/2009	Active	28	0	0	0.00%	25		6	N	None		11/2024		
43432	SATHUR	01/16/1984	Active(1)	18	2	3	-5.26%	21	13	0	Y	3	N	07/2025		
Exc Award (06/30/2023)																
104721	SAWYERPURAM SEBATHIAPURAM	02/13/2009	Active	56	2	0	3.70%	56		3	Y		N	12/2025		\$2,000.00
Exc Award (06/30/2017, 06/30/2020, 06/30/2023, 06/30/2024)																
26504	SIVAKASI	05/09/1961	Active	226	6	1	2.26%	229	46	2	Y		N	12/2025		\$8,000.00
Exc Award (06/30/2017, 06/30/2019, 06/30/2021, 06/30/2022, 06/30/2023, 06/30/2024)																
63046	SIVAKASI CENTRAL	04/04/2000	Active(1)	31	4	0	14.81%	28		0	Y		N	12/2025		
Exc Award (06/30/2020, 06/30/2022, 06/30/2023)																
59692	SIVAKASI COSMOS	06/09/1997	Active	77	5	0	6.94%	68		3	Y		N	10/2025		
Exc Award (06/30/2019, 06/30/2020, 06/30/2022, 06/30/2023)																
99695	SIVAKASI CRACKER CITY	06/19/2007	Active	26	4	2	8.33%	26	3	0	Y			12/2025		
Exc Award (06/30/2017, 06/30/2020, 06/30/2023)																
128387	Sivakasi Golden Centennial	09/20/2016	Active(2)	13	0	2	-13.33%	22	3	0	Y			10/2024		
Exc Award (06/30/2017)																
53740	SIVAKASI INDUSTRIAL TOWN	10/14/1992	Active	103	5	0	5.10%	100		0	Y		N	10/2025		
Exc Award (06/30/2017, 06/30/2019, 06/30/2020, 06/30/2023)																
150862	Sivakasi Joy Star	06/02/2022	Active	21	6	6	0.00%	18	9	4	Y		N	02/2024	90+ Days	
Exc Award (06/30/2023)																
144407	Sivakasi Kings	01/07/2021	Active(2)	33	1	18	-34.00%	71	4	0	Y			11/2025		
Exc Award (06/30/2023)																
153769	Sivakasi Passion	02/27/2023	Active	47	2	0	4.44%	47		5	Y		N	12/2025		
Exc Award (06/30/2023)																
139758	Sivakasi Pearls Spark	09/24/2019	Active(1)	17	5	0	41.67%	12		5	Y	2	N	11/2025		
Exc Award (06/30/2020, 06/30/2023)																





## Club Health Assessment for DISTRICT 3242 A through December 2025

			Status	Membership						Reports				Finance		LCIF
Club Number	Club Name	Charter Date	Times in Status Quo in Past 2 Years	Current Member Count **	YTD Members Added	YTD Members Dropped	YTD Net Growth% ***	Member Count 1 Year Ago	Dropped Members Avg.Length of Service	Months Since Membership Update	Current Officers Reported ****	Current President Repeated Term	VP Reported *****	Last Date Reported Service (mm/yyyy)	Account Balance	YTD Donations
29707	SPICNAGAR	07/15/1974	Active(1)	52	8	0	18.18%	46		2	Y		R	12/2025	90+ Days	\$1,000.00
Exc Award (06/30/2017, 06/30/2020)																
30844	SRIVILLIPUTHUR	05/19/1975	Active	42	5	1	10.53%	36	45	0	Y		R	12/2025		
Exc Award (06/30/2017, 06/30/2020, 06/30/2022, 06/30/2023)																
39100	TENKASI	11/28/1980	Active	20	0	0	0.00%	21		6	Y			08/2024		
140006	Thangachimadam Pearls	11/03/2019	Active(1)	20	0	0	0.00%	19		5	Y			09/2024		
Exc Award (06/30/2022)																
60613	THICKANAMCODE	04/06/1998	Active	47	13	2	30.56%	36	4	0	Y			12/2025		
Exc Award (06/30/2023)																
150733	Thingal Nagar Central	05/26/2022	Active(2)	22	5	0	29.41%	0		3	Y	3	N	11/2025		
105438	THIRUCHENDUR CITY	05/12/2009	Active(1)	19	4	2	11.76%	22	7	1	Y		N	11/2025		
43127	THIRUTHANGAL	10/05/1983	Active	31	2	3	-3.13%	33	11	1	Y		IP	07/2025		
Exc Award (06/30/2017, 06/30/2020, 06/30/2023)																
118944	THIRUVATTAR	03/15/2013	Active(2)	31	0	0	0.00%	0		0	Y	2	R	08/2022		
124704	Thiruvengadam Gold	04/22/2015	Cancelled(8*)	0	0	13	-100.00%	13	9	0	N	None		01/2023	90+ Days	
Exc Award (06/30/2023)																
140911	Thoothukudi Royal Pearl City	03/09/2020	Active(1)	20	0	0	0.00%	19		6	Y			10/2023		
45624	THUCKALAY	12/31/1985	Active	18	2	1	5.88%	17	3	2	Y			03/2025		
Exc Award (06/30/2017, 06/30/2020)																
65075	THUCKALAY TOWN	03/12/2002	Active	21	1	1	0.00%	24	3	0	Y		N	10/2023		
Exc Award (06/30/2019)																
26507	TIRUNELVELI	09/12/1960	Active	20	3	0	17.65%	17		1	Y		N	10/2025		
Exc Award (06/30/2019, 06/30/2020, 06/30/2023)																
58141	TIRUNELVELI CENTRAL	04/11/1996	Active	21	10	0	90.91%	11		4	N	None	N	10/2023		
Exc Award (06/30/2020, 06/30/2022, 06/30/2023)																
64446	TIRUNELVELI CITY	06/25/2001	Active	15	0	0	0.00%	15		8	Y		R	07/2025		
Exc Award (06/30/2023)																
137364	Tirunelveli Dawn City	02/13/2019	Active	34	6	0	21.43%	30		0	Y		N	12/2025		
Exc Award (06/30/2020, 06/30/2023)																
123029	Tirunelveli Gold	08/27/2014	Cancelled(8*)	0	0	48	-100.00%	38	5	0	N	None		07/2025	90+ Days	



## Club Health Assessment for DISTRICT 3242 A through December 2025

			Status	Membership						Reports				Finance	LCIF	
Club Number	Club Name	Charter Date	Times in Status Quo in Past 2 Years	Current Member Count **	YTD Members Added	YTD Members Dropped	YTD Net Growth% ***	Member Count 1 Year Ago	Dropped Members Avg.Length of Service	Months Since Membership Update	Current Officers Reported ****	Current President Repeated Term	VP Reported *****	Last Date Reported Service (mm/yyyy)	Account Balance	YTD Donations
Exc Award (06/30/2019, 06/30/2020)																
132656	Tirunelveli Green City	12/12/2017	Active	10	1	9	-44.44%	18	5	0	Y		IP	08/2022		\$1,000.07
123640	Tirunelveli Kodeeswaran Nagar Gold	11/17/2014	Active	17	0	7	-29.17%	24	4	0	Y	2		10/2024		
Exc Award (06/30/2017, 06/30/2023)																
109995	TIRUNELVELI METRO	01/03/2011	Active(1)	25	1	3	-7.41%	27	1	3	Y		N	02/2024		\$3,000.21
Exc Award (06/30/2023)																
155328	Tirunelveli Perfect Gold	07/28/2023	Active(1)	20	0	0	0.00%	24		5	Y		N	10/2024		
132254	Tirunelveli Phoenix	10/05/2017	Active(1)	17	0	2	-10.53%	21	3	5	N	None		12/2023		
Exc Award (06/30/2023)																
142534	Tirunelveli Smart City Kings	08/14/2020	Active	42	1	1	0.00%	40	5	0	Y		N	12/2025		
Exc Award (06/30/2023, 06/30/2025)																
103802	TIRUNELVELI STAR	10/10/2008	Active	23	0	0	0.00%	27		3	Y		N	05/2024		\$5,237.43
Exc Award (06/30/2020, 06/30/2023)																
68522	TIRUNELVELI TOWER	04/09/2003	Active	16	1	0	6.67%	19		5	Y	3		10/2024		
Exc Award (06/30/2017, 06/30/2023)																
52384	TISAYANVILAI	01/02/1992	Active(1)	33	0	1	-2.94%	34	14	5	Y	2		10/2023		
Exc Award (06/30/2020, 06/30/2023)																
26510	TUTICORIN	08/26/1959	Active	93	3	3	0.00%	102	6	0	Y		N	10/2024		\$116.39
Exc Award (06/30/2017, 06/30/2018, 06/30/2019, 06/30/2020, 06/30/2023)																
139222	Tuticorin Akshaya Pearl City	08/08/2019	Active(2)	19	0	0	0.00%	0		9	Y		N	08/2024		
Exc Award (06/30/2020, 06/30/2023)																
50051	TUTICORIN BHARATHY	12/18/1989	Active	40	3	0	8.11%	45		4	Y			08/2025		\$1,000.00
Exc Award (06/30/2017, 06/30/2024)																
128660	Tuticorin Centennial	09/28/2016	Active	32	2	0	6.67%	30		0	Y		N	10/2023		\$1,806.56
Exc Award (06/30/2017, 06/30/2020, 06/30/2023)																
52676	TUTICORIN CENTRAL	03/10/1992	Active(2)	22	0	0	0.00%	0		4	Y			10/2022		
Exc Award (06/30/2022)																
97751	TUTICORIN CITY	09/22/2006	Active(1)	20	0	7	-25.93%	34	6	0	Y		R	06/2023		
Exc Award (06/30/2023)																
149976	Tuticorin Evergreen	02/24/2022	Cancelled(8*)	0	0	6	-100.00%	0	6	0	N	None		01/2023	90+ Days	
120436	Tuticorin Green World	09/30/2013	Active(1)	20	0	0	0.00%	27		8	Y		N	05/2025		\$1,000.07



## Club Health Assessment for DISTRICT 3242 A through December 2025

			Status	Membership						Reports				Finance	LCIF	
Club Number	Club Name	Charter Date	Times in Status Quo in Past 2 Years	Current Member Count **	YTD Members Added	YTD Members Dropped	YTD Net Growth% ***	Member Count 1 Year Ago	Dropped Members Avg.Length of Service	Months Since Membership Update	Current Officers Reported ****	Current President Repeated Term	VP Reported *****	Last Date Reported Service (mm/yyyy)	Account Balance	YTD Donations
Exc Award (06/30/2020, 06/30/2021, 06/30/2023)																
155330	Tuticorin Kings	07/21/2023	Active(1)	49	0	11	-18.33%	61	2	0	Y		R	11/2024		
155078	Tuticorin Korkai Perfect	07/11/2023	Active	23	5	0	27.78%	19		5	Y		N	12/2023		
150058	Tuticorin Light House	03/02/2022	Active	30	0	13	-30.23%	37	4	0	Y		N	01/2024		
Exc Award (06/30/2025)																
84158	TUTICORIN MID-TOWN	09/07/2004	Active(1)	16	0	0	0.00%	17		3	Y			08/2023		\$1,000.00
Exc Award (06/30/2017, 06/30/2020, 06/30/2023)																
139583	Tuticorin Pearl Sports	08/27/2019	Cancelled(8*)	0	0	10	-100.00%	0	1	3	N	None		08/2022	90+ Days	
139584	Tuticorin Pearls	09/27/2019	Active	50	0	18	-26.47%	63	4	1	Y	4	R	11/2025		
Exc Award (06/30/2020, 06/30/2023)																
116079	TUTICORIN SNOWS	02/15/2012	Active	26	0	0	0.00%	20		5	Y		IP	10/2024		
Exc Award (06/30/2017, 06/30/2023)																
117806	TUTICORIN STAR	09/11/2012	Cancelled(8*)	0	10	29	-100.00%	19	5	0	N	None		08/2023	90+ Days	
Exc Award (06/30/2023)																
137769	Uchipuli Dawn	04/03/2019	Active	29	2	0	7.41%	27		3	Y			12/2023		
Exc Award (06/30/2023)																
155370	Vadakkankulam Perfect	07/28/2023	Active(1)	13	4	7	-18.75%	15	2	0	Y			10/2024		\$1,000.00
119098	VADAKKANKULAM WIND CITY	04/02/2013	Active	25	7	1	31.58%	17	3	0	Y	2	N	12/2023		
Exc Award (06/30/2017, 06/30/2023)																
50307	VALLIOOR	03/16/1990	Active	70	6	0	9.38%	67		0	Y		N	12/2025		
Exc Award (06/30/2023)																
82774	VALLIOOR TOWN	06/24/2004	Active	16	0	0	0.00%	25		8	Y		N	07/2025		\$465.54
54484	VICKRAMASINGAPURAM	05/17/1993	Active	33	0	0	0.00%	36		5	Y		R	01/2023	90+ Days	
Exc Award (06/30/2019, 06/30/2020, 06/30/2023)																
153403	Vickramasingapuram Passion	01/05/2023	Active(1)	47	5	1	9.30%	42	3	0	Y		N	12/2025	90+ Days	
26512	VIRUDHUNAGAR	10/06/1962	Active	75	2	4	-2.60%	73	5	0	Y			12/2025		
Exc Award (06/30/2017, 06/30/2019, 06/30/2020, 06/30/2023)																
60957	VIRUDHUNAGAR BUSI TOWN	06/26/1998	Active	14	3	0	27.27%	11		5	Y	3	R	12/2025		
Exc Award (06/30/2020)																



## Club Health Assessment for DISTRICT 3242 A through December 2025

					Membership					Reports				Finance		LCIF			
Club Number	Club Name	Charter Date	Times in Status Quo in Past 2 Years	Current Member Count **	YTD Members Added	YTD Members Dropped	YTD Net Growth% ***	Member Count 1 Year Ago	Dropped Members Avg.Length of Service	Months Since Membership Update	Current Officers Reported ****	Current President Repeated Term	VP Reported *****	Last Date Reported Service (mm/yyyy)	Account Balance	YTD Donations			
135933	Virudhunagar Dawn	08/22/2018	Active	44	0	1	-2.22%	45	7	1	Y		R	12/2025					
Exc Award (06/30/2019, 06/30/2020)																			
143198	Virudhunagar Kings	10/15/2020	Active(1)	22	8	4	22.22%	16	4	0	Y		N	12/2025					
155331	Virudhunagar Perfect Kings	07/24/2023	Active	31	10	0	47.62%	26		2	Y	3	N	11/2025					
40829	WATRAP	01/27/1982	Active	40	0	0	0.00%	40		5	Y		N	12/2025					
Exc Award (06/30/2017, 06/30/2019, 06/30/2020)																			
Current Total Clubs Count	YTD New Clubs Count	YTD Cancelled Clubs Count	YTD Net Club Gain	Current Total Members Count	YTD Add	YTD Drop	YTD Net Growth %	Member Count 12 Months Ago	Average Member Count Per Club	% of Clubs with less than 20 members	% No Officer Report in 12 Months	% of Clubs with balance 90+ days	Number of Clubs in Status Quo	% Status Quo Clubs in Financial Suspension	Number of Cancelled Clubs	Average Cancelled Club Age	Members Lost Due to Cancellation	% of Clubs Cancelled for Non-Financial Reasons	
181	7	16	-9	5,490	605	829	-224	-3.92%	5,223	30	29%	5%	12%	1	100%	16	8	470	0%

\* - P - Priority Club. Cancellation Reasons: 1-Objectives/conduct, 2-Non-active club, 5-Non-existing club, 6-Disbanding, 7-Merger, 8-Financial Suspension, 9-District/Multiple District Dues.

\*\* Red denotes below 15 active members.

\*\*\* Red denotes 20% + loss.

\*\*\*\* Y - all 3 (President, Secretary, Treasurer) club officers reported, N - not all 3 reported.

\*\*\*\*\* Abbreviation: N-New, IP-Immediate Past, R-Repeat.



## Club Health Assessment for DISTRICT 3242 B through December 2025

			Status	Membership						Reports				Finance	LCIF	
Club Number	Club Name	Charter Date	Times in Status Quo in Past 2 Years	Current Member Count **	YTD Members Added	YTD Members Dropped	YTD Net Growth% ***	Member Count 1 Year Ago	Dropped Members Avg.Length of Service	Months Since Membership Update	Current Officers Reported ****	Current President Repeated Term	VP Reported *****	Last Date Reported Service (mm/yyyy)	Account Balance	YTD Donations
Clubs less than two years old																
176572	Aundipatty Gems	09/04/2024	Active	25	5	0	25.00%	20		5	Y			08/2025		\$5.82
175084	Batlagundu West	08/01/2024	Active	21	0	0	0.00%	21		16	N	None			90+ Days	
172049	Devakottai Aristo	06/12/2024	Active	31	4	1	10.71%	26	0	0	Y			11/2025		\$5.82
157440	Dindigul Democrats	03/04/2024	Active	15	1	2	-6.25%	18	2	0	Y		R	12/2025		\$645.95
176613	Dindigul Golden City	08/06/2024	Active	22	5	3	10.00%	20	1	3	Y			09/2025		\$5.24
188599	Dindigul Mahizh	08/20/2025	Active	32	32	0	100.00%	0		0	Y		N	12/2025		\$100.00
174905	Dindigul N S Nagar	07/26/2024	Active	21	3	2	5.00%	20	1	2	Y			09/2025		\$5.82
174909	Dindigul R M Colony	08/06/2024	Active	26	5	0	23.81%	21		3	Y	2		10/2025	90+ Days	
175791	Karaikudi Manickam	08/02/2024	Active	25	2	0	8.70%	20		0	Y			12/2025	90+ Days	\$252.79
185171	Madurai Anjappar	07/24/2025	Active	20	20	0	100.00%	0		5	Y			08/2025	90+ Days	\$5.00
185237	Madurai Blossoms	07/24/2025	Active	23	23	0	100.00%	0		1	Y			12/2025	90+ Days	\$5.82
191804	Madurai Dreams	12/15/2025	Newly Chartered	20	20	0	100.00%	0		0	Y					
188773	Madurai Royals	12/13/2025	Newly Chartered	20	20	0	100.00%	0		0	Y					
185191	Madurai Sangath Tamil	07/24/2025	Active	20	20	0	100.00%	0		5	Y			12/2025		\$5.00
191331	Madurai Semmozhi	12/14/2025	Newly Chartered	20	20	0	100.00%	0		0	Y					
189890	Madurai Vanthemataram	12/15/2025	Newly Chartered	20	20	0	100.00%	0		0	Y					
156977	Madurai Wings	02/02/2024	Active	12	2	0	20.00%	14		5	Y			07/2025		\$5.24
188890	Palani City	08/07/2025	Active	20	20	0	100.00%	0		3	Y			12/2025		\$942.74
174878	Palani Diamonds	07/26/2024	Active	26	8	5	13.04%	21	17	0	Y			11/2025		\$103.93
157870	Palani Friends	04/02/2024	Active	15	5	7	-11.76%	9	1	0	Y	3		12/2025		\$5.00
175793	Palani Golden Peacock	07/26/2024	Active	14	1	0	7.69%	20		5	Y			10/2025		\$5.82
186157	Palani Malai	07/24/2025	Active	30	36	6	100.00%	0	0	4	Y			12/2025		\$5.00
185455	Periyakulam Gold	07/24/2025	Active	33	33	0	100.00%	0		1	N			12/2025		
186087	Salaigramam Sangamam	07/24/2025	Active	22	22	0	100.00%	0		5	Y			10/2025	90+ Days	
186584	Sivagangai Rani Velunachiyar	07/24/2025	Active	26	26	0	100.00%	0		0	Y			10/2025	90+ Days	



## Club Health Assessment for DISTRICT 3242 B through December 2025

			Status	Membership					Reports				Finance		LCIF	
Club Number	Club Name	Charter Date	Times in Status Quo in Past 2 Years	Current Member Count **	YTD Members Added	YTD Members Dropped	YTD Net Growth% ***	Member Count 1 Year Ago	Dropped Members Avg.Length of Service	Months Since Membership Update	Current Officers Reported ****	Current President Repeated Term	VP Reported *****	Last Date Reported Service (mm/yyyy)	Account Balance	YTD Donations
179704	Theni Eagle	03/04/2025	Active	31	9	0	40.91%	0		0	Y	2		12/2025		\$11.64
175085	Theni Grand	07/26/2024	Active	36	2	0	5.88%	29		0	Y	2	N	10/2025		\$11.64
183401	Theni Ilampirai	07/24/2025	Active	31	31	0	100.00%	0		0	Y			11/2025		\$947.22
190610	Theni Kavithalaya	11/10/2025	Newly Chartered	23	23	0	100.00%	0		0	Y					
174908	Theni Thanga Tamil	08/01/2024	Active	29	3	0	11.54%	20		0	Y	2		12/2025		\$11.64
190747	Thirumangalam Saaral	11/11/2025	Newly Chartered	25	25	0	100.00%	0		0	Y					
191793	Thirumangalam Super Kings	12/15/2025	Newly Chartered	20	20	0	100.00%	0		0	Y					
Clubs more than two years old																
68852	ALANGANALLUR	05/22/2003	Active	19	1	0	5.56%	19		5	Y			10/2025		\$5.82
	Exc Award (06/30/2018)															
58978	AYYAMPALAYAM TOWN	12/30/1996	Active	19	6	0	46.15%	15		2	Y			09/2025		
62684	BATLAGUNDU BETEL CITY	01/06/2000	Active	29	1	0	3.57%	28		5	Y		N	07/2025		\$5.82
	Exc Award (06/30/2018, 06/30/2023)															
135851	Batlagundu Eden Garden	07/10/2018	Active	38	14	0	58.33%	34		5	Y			12/2025		\$5.82
	Exc Award (06/30/2023)															
26470	BODINAYAKANUR	05/23/1970	Active	119	8	4	3.48%	117	11	0	Y			10/2025		\$58.20
	Exc Award (06/30/2016, 06/30/2018, 06/30/2024)															
115433	BODINAYAKANUR BEST	10/31/2011	Active	20	1	3	-9.09%	22	1	0	N			12/2025		\$17.46
	Exc Award (06/30/2022)															
65064	BODINAYAKANUR CARDAMOM CITY	03/12/2002	Active	26	5	2	13.04%	24	4	0	Y			11/2025		\$948.56
	Exc Award (06/30/2023)															
135853	Bodinayakanur Rich	07/10/2018	Active	19	1	0	5.56%	15		5	Y			12/2025		\$11.64
	Exc Award (06/30/2022, 06/30/2023)															
26473	CUMBUM	01/22/1970	Active	56	6	0	12.00%	48		3	Y		N	09/2025	90+ Days	\$115.22
	Exc Award (06/30/2018, 06/30/2023)															
147098	Cumbum Emai	07/02/2021	Active	26	1	0	4.00%	27		5	Y			12/2025		\$58.19
26475	DEVAKOTTAI	12/18/1968	Active	45	5	4	2.27%	45	4	0	Y			12/2025	90+ Days	\$105.00
	Exc Award (06/30/2018)															



## Club Health Assessment for DISTRICT 3242 B through December 2025

			Status	Membership						Reports				Finance	LCIF	
Club Number	Club Name	Charter Date	Times in Status Quo in Past 2 Years	Current Member Count **	YTD Members Added	YTD Members Dropped	YTD Net Growth% ***	Member Count 1 Year Ago	Dropped Members Avg.Length of Service	Months Since Membership Update	Current Officers Reported ****	Current President Repeated Term	VP Reported *****	Last Date Reported Service (mm/yyyy)	Account Balance	YTD Donations
126868	Devakottai City	03/11/2016	Active(1)	10	0	1	-9.09%	11	1	5	Y	3		08/2022	90+ Days	
	Exc Award (06/30/2018)															
123056	Devakottai Cosmos	09/03/2014	Active	76	5	0	7.04%	73		2	Y		N	12/2025	90+ Days	\$5.82
	Exc Award (06/30/2016, 06/30/2018, 06/30/2023)															
109313	DEVAKOTTAI JEYAM	09/24/2010	Active	25	1	1	0.00%	33	17	5	Y			07/2025		\$5.82
26478	DINDIGUL	12/17/1967	Active(2)	55	20	7	30.95%	0	14	1	Y			09/2025		\$5.82
	Exc Award (06/30/2016, 06/30/2017, 06/30/2018)															
55259	DINDIGUL ABIRAMI	01/28/1994	Active	27	3	3	0.00%	20	2	0	Y			10/2025		\$5.82
	Exc Award (06/30/2018)															
154463	Dindigul City	06/06/2023	Active	37	6	1	15.63%	29	2	3	Y			10/2025	90+ Days	
97196	DINDIGUL COSMOS	05/26/2006	Active	77	32	16	26.23%	62	3	0	Y			12/2025		\$4,724.76
	Exc Award (06/30/2017, 06/30/2018, 06/30/2022)															
56112	DINDIGUL DIAMOND	09/27/1994	Active	40	9	0	29.03%	36		0	Y		N	12/2025		\$110.00
	Exc Award (06/30/2017, 06/30/2023, 06/30/2024)															
152147	Dindigul Friends	08/11/2022	Active	26	1	0	4.00%	25		5	Y	2		11/2025		\$5.24
	Exc Award (06/30/2024)															
84238	DINDIGUL GEM	10/26/2004	Active	61	10	1	17.31%	54	4	0	Y			12/2025		\$819.95
	Exc Award (06/30/2016, 06/30/2017, 06/30/2018)															
111438	DINDIGUL JYOTHI	06/21/2011	Active	38	1	0	2.70%	31		5	Y			10/2025		\$5.24
	Exc Award (06/30/2017, 06/30/2018, 06/30/2022)															
119720	Dindigul Majestic	06/24/2013	Active	33	5	0	17.86%	37		2	Y		N	10/2025		\$344.02
	Exc Award (06/30/2016, 06/30/2017, 06/30/2021)															
138774	Dindigul Mass	07/23/2019	Active	65	7	5	3.17%	68	4	2	Y		N	12/2025		\$5.00
	Exc Award (06/30/2020, 06/30/2021, 06/30/2022, 06/30/2024)															
50675	DINDIGUL METRO	06/01/1990	Active	24	3	1	9.09%	24	22	3	Y		N	12/2025		\$5.82
	Exc Award (06/30/2017, 06/30/2022, 06/30/2024)															
125746	Dindigul Mother Teresa	09/28/2015	Active	58	7	0	13.73%	49		0	Y	2		12/2025		\$200.00
	Exc Award (06/30/2022, 06/30/2024)															





## Club Health Assessment for DISTRICT 3242 B through December 2025

			Status	Membership						Reports				Finance	LCIF	
Club Number	Club Name	Charter Date	Times in Status Quo in Past 2 Years	Current Member Count **	YTD Members Added	YTD Members Dropped	YTD Net Growth% ***	Member Count 1 Year Ago	Dropped Members Avg.Length of Service	Months Since Membership Update	Current Officers Reported ****	Current President Repeated Term	VP Reported *****	Last Date Reported Service (mm/yyyy)	Account Balance	YTD Donations
108404	DINDIGUL RAINBOW	05/21/2010	Active	22	6	4	10.00%	19	5	2	Y			10/2025	90+ Days	\$5.82
138492	Dindigul Rethinam	06/10/2019	Active(2)	80	80	0	100.00%	30		3	Y			09/2025	90+ Days	
40955	DINDIGUL ROCK FORT	02/23/1982	Active	248	77	0	45.03%	128		0	Y			09/2025	90+ Days	\$4,661.32
	Exc Award (06/30/2016, 06/30/2017, 06/30/2018, 06/30/2022)															
125591	Dindigul Udhayam	09/09/2015	Active	135	71	2	104.55%	63	2	0	Y			09/2025	90+ Days	\$5.82
	Exc Award (06/30/2017, 06/30/2024)															
84073	ELUMALAI	08/31/2004	Active	18	2	1	5.88%	15	5	3	Y			12/2025		\$5.00
	Exc Award (06/30/2017)															
102431	ILAYANGUDI CITY	06/13/2008	Active	26	2	0	8.33%	25		0	Y		N	11/2025		\$5.82
	Exc Award (06/30/2018, 06/30/2022)															
64674	KALAYARKOIL	09/11/2001	Active	64	21	1	45.45%	47	15	3	N	2	N	08/2025		\$10.82
	Exc Award (06/30/2017, 06/30/2023)															
123371	Kalayarkoil Supreme	10/16/2014	Active	18	2	0	12.50%	16		2	Y			08/2025		\$5.82
	Exc Award (06/30/2016, 06/30/2018)															
26482	KARAIKUDI	03/28/1967	Active	184	20	4	9.52%	174	4	0	Y			12/2025	90+ Days	\$1,798.57
	Exc Award (06/30/2017, 06/30/2018, 06/30/2019, 06/30/2021, 06/30/2022, 06/30/2023)															
54710	KARAIKUDI ALAGAPPAPURAM	06/29/1993	Active	46	6	1	12.20%	42	9	0	Y			12/2025		\$356.96
	Exc Award (06/30/2017, 06/30/2024)															
111293	KARAIKUDI CITY	06/08/2011	Active	30	3	4	-3.23%	35	2	0	Y			12/2025	90+ Days	\$334.41
	Exc Award (06/30/2018)															
146040	Karaikudi Cosmopolitan	06/03/2021	Active	21	1	0	5.00%	19		5	Y			07/2025		\$244.83
	Exc Award (06/30/2023)															
56404	KARAIKUDI COSMOS	01/03/1995	Active	109	8	0	7.92%	108		0	Y		N	12/2025		\$129.54
	Exc Award (06/30/2017, 06/30/2022)															
131808	Karaikudi Dr Alagappan Science City	07/05/2017	Active	24	5	0	26.32%	25		3	Y			11/2025	90+ Days	\$205.88
132362	Karaikudi Oviyam	08/29/2017	Active	27	20	3	170.00%	10	0	0	Y			10/2025		\$176.97
111014	KARAIKUDI SAKTHI	05/05/2011	Active	11	1	0	10.00%	10		4	Y	3		07/2025	90+ Days	
	Exc Award (06/30/2017, 06/30/2018)															
129417	Karaikudi Science City	11/18/2016	Active	11	1	0	10.00%	10		3	Y			07/2025	90+ Days	\$5.00
	Exc Award (06/30/2018)															



## Club Health Assessment for DISTRICT 3242 B through December 2025

			Status	Membership						Reports				Finance	LCIF	
Club Number	Club Name	Charter Date	Times in Status Quo in Past 2 Years	Current Member Count **	YTD Members Added	YTD Members Dropped	YTD Net Growth% ***	Member Count 1 Year Ago	Dropped Members Avg.Length of Service	Months Since Membership Update	Current Officers Reported ****	Current President Repeated Term	VP Reported *****	Last Date Reported Service (mm/yyyy)	Account Balance	YTD Donations
56439	KARAIKUDI SELECT	01/16/1995	Active	54	11	11	0.00%	40	6	0	Y			10/2025	90+ Days	\$109.75
Exc Award (06/30/2017, 06/30/2023)																
135388	Karaikudi Stars	07/09/2018	Active	10	8	5	42.86%	12	1	0	Y			12/2025		\$76.88
Exc Award (06/30/2023)																
110418	KARAIKUDI SUN	03/01/2011	Active	16	6	0	60.00%	10		2	Y			08/2025		\$105.09
60371	KARAIKUDI SUPREME	02/16/1998	Active	24	11	4	41.18%	20	10	0	Y			12/2025	90+ Days	\$105.09
138660	Karaikudi Vetri	06/21/2019	Active	33	7	2	17.86%	31	3	0	Y		N	12/2025		\$98.12
Exc Award (06/30/2022, 06/30/2023)																
115350	KODAIKANAL KURINJI	10/20/2011	Active	26	1	6	-16.13%	31	8	1	Y			10/2025		
Exc Award (06/30/2017)																
104354	KODAIKANAL SUN	01/12/2009	Active	61	8	0	15.09%	48		3	Y			07/2025	90+ Days	\$11.64
Exc Award (06/30/2018, 06/30/2023)																
58986	KODAIKANAL TOWN	12/18/1996	Active(1)	10	1	0	11.11%	9		5	Y	5		07/2025		
Exc Award (06/30/2016, 06/30/2018)																
102987	KOTTAIYUR SRIRAMNAGAR	06/23/2008	Active	21	1	0	5.00%	18		1	Y			07/2025		\$10.24
153429	Madagupatty Cosmos	03/09/2023	Active	14	2	6	-22.22%	18	2	3	Y			07/2025		\$5.00
103665	MADURAI AANANTHAM	09/16/2008	Active	23	2	1	4.55%	23	1	0	Y		R	10/2025		\$11.64
Exc Award (06/30/2017, 06/30/2018)																
147366	Madurai Aadhi	07/04/2021	Active	19	1	3	-9.52%	21	3	0	Y		R	08/2025		\$5.00
102410	MADURAI AAKASH	06/13/2008	Active	16	1	0	6.67%	15		5	Y			07/2025		\$5.82
Exc Award (06/30/2017)																
51912	MADURAI ABIRAMI	07/02/1991	Active	20	1	0	5.26%	21		5	Y		N	10/2025		\$5.00
144434	Madurai Adventurers	12/30/2020	Active	18	1	2	-5.26%	19	2	1	Y		N	12/2025		\$5.82
Exc Award (06/30/2023)																
108463	MADURAI ALAGAR	05/25/2010	Active	18	5	0	38.46%	13		3	Y			10/2025		\$591.94
Exc Award (06/30/2018)																
46905	MADURAI ALAVAI	01/22/1987	Active	21	4	0	23.53%	18		0	Y	2		08/2025		\$122.20
Exc Award (06/30/2017)																
57859	MADURAI ALL-WIN	02/12/1996	Active	19	0	0	0.00%	19		18	Y			08/2025		\$24.02
Exc Award (06/30/2017, 06/30/2018, 06/30/2022)																
135386	Madurai Amaze	07/09/2018	Active	34	7	0	25.93%	26		0	Y		N	10/2025		\$643.57



# Club Health Assessment for DISTRICT 3242 B through December 2025

			Status	Membership						Reports				Finance	LCIF	
Club Number	Club Name	Charter Date	Times in Status Quo in Past 2 Years	Current Member Count **	YTD Members Added	YTD Members Dropped	YTD Net Growth% ***	Member Count 1 Year Ago	Dropped Members Avg.Length of Service	Months Since Membership Update	Current Officers Reported ****	Current President Repeated Term	VP Reported *****	Last Date Reported Service (mm/yyyy)	Account Balance	YTD Donations
Exc Award (06/30/2022, 06/30/2023)			Active	34	7	0	25.93%	25		3	Y		IP	09/2025	90+ Days	\$17.46
126851	Madurai Anbalayam	03/11/2016														
Exc Award (06/30/2022)			Active	16	1	0	6.67%	19		5	Y	2		08/2025		\$194.94
96840	MADURAI ANNAI	04/04/2006														
Exc Award (06/30/2016, 06/30/2017, 06/30/2023)			Active	33	7	4	10.00%	30	6	0	Y		N	10/2025		\$5.24
135426	Madurai Aram	07/16/2018														
Exc Award (06/30/2021, 06/30/2022)			Active	46	2	0	4.55%	43		0	Y			07/2025		\$5.00
51101	MADURAI ARISTO	12/04/1990														
Exc Award (06/30/2017, 06/30/2021)			Active(1)	20	7	1	42.86%	12	5	0	Y			07/2025		\$5.24
125378	Madurai Athens	08/12/2015														
Exc Award (06/30/2017)			Active(1)	8	8	0	100.00%	0		1	Y	2		07/2023		
123954	Madurai Best	01/20/2015														
Exc Award (06/30/2018)			Active	41	9	0	28.13%	30		0	Y		N	10/2025		\$105.00
147484	Madurai Best Friends	07/07/2021														
Exc Award (06/30/2022)			Active	18	2	0	12.50%	16		0	Y			10/2025		\$5.24
129756	Madurai Centennial	01/30/2017														
Exc Award (06/01/2018)			Active	15	1	0	7.14%	14		3	Y			12/2025		\$5.82
35880	MADURAI CENTRAL	06/12/1978														
Exc Award (06/30/2017, 06/30/2018)			Active	98	6	17	-10.09%	120	12	0	Y		N	12/2025		\$587.94
26490	MADURAI CITY	01/13/1966														
Exc Award (06/30/2018, 06/30/2022, 06/30/2023)			Active	76	6	0	8.57%	71		3	Y			11/2025		\$5.82
48897	MADURAI COSMOS	09/12/1988														
Exc Award (06/30/2016, 06/30/2017, 06/30/2018, 06/30/2022, 06/30/2023)			Active	36	11	0	44.00%	23		0	Y			11/2025		\$5.82
106572	MADURAI DUKE	09/10/2009														
Exc Award (06/30/2017)			Active	28	5	0	21.74%	25		3	Y			10/2025		\$5.82
53988	MADURAI EAST	01/18/1993														
Exc Award (06/30/2016, 06/30/2017)			Active(1)	15	1	2	-6.25%	16	6	0	Y			10/2025		
55260	MADURAI ECHO	01/28/1994														
Exc Award (06/30/2018, 06/30/2023)			Active	45	5	0	12.50%	43		3	Y			08/2025		\$116.38
84636	MADURAI ELITE	01/03/2005														
Exc Award (06/30/2016, 06/30/2017)																



## Club Health Assessment for DISTRICT 3242 B through December 2025

			Status	Membership						Reports				Finance		LCIF
Club Number	Club Name	Charter Date	Times in Status Quo in Past 2 Years	Current Member Count **	YTD Members Added	YTD Members Dropped	YTD Net Growth% ***	Member Count 1 Year Ago	Dropped Members Avg.Length of Service	Months Since Membership Update	Current Officers Reported ****	Current President Repeated Term	VP Reported *****	Last Date Reported Service (mm/yyyy)	Account Balance	YTD Donations
126878	Madurai Friends	03/11/2016	Active	12	1	0	9.09%	16		5	Y	2		08/2025		\$5.82
	Exc Award (06/30/2020, 06/30/2021, 06/30/2022)															
55775	MADURAI GEM	05/31/1994	Active	34	1	0	3.03%	35		4	Y			11/2025		\$339.82
	Exc Award (06/30/2017, 06/30/2018, 06/30/2023)															
101805	MADURAI GOLDEN JUBILEE	05/14/2008	Active	32	2	1	3.23%	31	17	2	Y		N	12/2025		\$5.82
	Exc Award (06/30/2022, 06/30/2023)															
123579	Madurai Green City	11/10/2014	Status Quo(2)	23	23	0	100.00%	0		3	Y	2		10/2025	90+ Days	
	Exc Award (06/30/2016, 06/30/2018)															
109544	MADURAI HAPPY	10/26/2010	Active	15	2	0	15.38%	13		5	Y			07/2025		\$11.64
	Exc Award (06/30/2017)															
26489	MADURAI HOST	04/28/1958	Active	46	1	2	-2.13%	48	23	0	Y			10/2025		\$889.55
	Exc Award (06/30/2016, 06/30/2017, 06/30/2022)															
104934	MADURAI JEYAM	03/06/2009	Active	9	2	0	28.57%	7		2	Y	2		08/2025		
	Exc Award (06/30/2016)															
56516	MADURAI K K NAGAR	02/06/1995	Active	44	17	0	62.96%	27		0	Y			10/2025	90+ Days	
	Exc Award (06/30/2017)															
143686	Madurai Kurinji Malar	12/03/2020	Active	16	2	0	14.29%	15		0	Y		N	07/2025		\$5.24
	Exc Award (06/30/2022)															
49424	MADURAI KURUNJI	04/30/1989	Active	15	1	0	7.14%	14		5	Y			07/2025		\$5.82
	Exc Award (06/30/2017, 06/30/2018)															
132088	Madurai Magudam	07/04/2017	Active	10	2	0	25.00%	10		0	Y			10/2025		\$5.82
51102	MADURAI MAJESTIC	12/04/1990	Active	16	1	0	6.67%	15		4	Y		R	09/2025	90+ Days	
	Exc Award (06/30/2016)															
42723	MADURAI MALLIGAI	05/26/1983	Active	19	1	0	5.56%	22		5	Y	2	R	12/2025		\$5.82
	Exc Award (06/30/2017, 06/30/2022)															
55033	MADURAI MANNAR	11/05/1993	Active	36	7	0	24.14%	33		2	Y			10/2025	90+ Days	\$601.94
	Exc Award (06/30/2023)															
155323	Madurai Mannin Maintharkal	08/04/2023	Active	14	1	0	7.69%	14		2	Y			10/2025		\$5.24
122982	Madurai Melvin	08/21/2014	Active	13	7	1	85.71%	7	0	0	Y		N	10/2025		\$12.02
45968	MADURAI METRO	03/19/1986	Active	24	6	0	33.33%	20		0	Y	2	R	12/2025	90+ Days	\$1,005.95
	Exc Award (06/30/2017, 06/30/2022)															



## Club Health Assessment for DISTRICT 3242 B through December 2025

			Status	Membership						Reports				Finance	LCIF	
Club Number	Club Name	Charter Date	Times in Status Quo in Past 2 Years	Current Member Count **	YTD Members Added	YTD Members Dropped	YTD Net Growth% ***	Member Count 1 Year Ago	Dropped Members Avg.Length of Service	Months Since Membership Update	Current Officers Reported ****	Current President Repeated Term	VP Reported *****	Last Date Reported Service (mm/yyyy)	Account Balance	YTD Donations
54421	MADURAI NAVJEEVAN	05/03/1993	Active	25	5	0	25.00%	23		2	Y		N	12/2025		\$5.82
	Exc Award (06/30/2016, 06/30/2017, 06/30/2021)															
50233	MADURAI NORTH	02/22/1990	Active	21	1	0	5.00%	20		5	Y		R	07/2025		\$5.00
	Exc Award (06/30/2017)															
42621	MADURAI PALACE	04/07/1983	Active	25	8	0	47.06%	20		2	Y			08/2025	90+ Days	\$5.24
	Exc Award (06/30/2016, 06/30/2017, 06/30/2018)															
41767	MADURAI PANDYAN	07/27/1982	Active	26	2	1	4.00%	25	13	4	Y			12/2025		\$5.82
	Exc Award (06/30/2017, 06/30/2023)															
146150	Madurai Park Town	06/03/2021	Cancelled(6*)	0	0	0	0.00%	4		5	N	None		11/2023		
131414	Madurai Penny Cuick	06/17/2017	Active	39	8	4	11.43%	32	3	0	Y			12/2025		\$5.82
	Exc Award (06/30/2023, 06/30/2024)															
147367	Madurai Phoenix	07/05/2021	Active	58	13	3	20.83%	44	1	0	Y		R	12/2025		\$126.41
	Exc Award (06/30/2022, 06/30/2023)															
123594	Madurai Royal Emperors	11/11/2014	Active	17	1	0	6.25%	21		2	Y		N	12/2025		\$5.00
	Exc Award (06/30/2017, 06/30/2021, 06/30/2024)															
151284	Madurai Royal Kings	06/19/2022	Active	12	1	0	9.09%	11		5	Y			07/2025		\$5.00
118883	MADURAI SANGAMAM	03/06/2013	Active(1)	17	2	0	13.33%	14		4	Y		N	09/2025		\$5.82
	Exc Award (06/30/2017)															
139901	Madurai Senthamil	09/23/2019	Active	17	6	0	54.55%	12		4	Y	2	N	10/2025		\$121.39
	Exc Award (06/30/2021)															
56282	MADURAI SEVEN HILLS	11/28/1994	Active	50	9	0	21.95%	48		0	Y		N	12/2025	90+ Days	\$10.01
	Exc Award (06/30/2017)															
147467	Madurai Smart City	07/06/2021	Active	12	5	0	71.43%	7		2	Y		N	11/2025		
143882	Madurai Subramaniapuram	12/28/2020	Active(1)	10	1	0	11.11%	11		4	Y			07/2025	90+ Days	\$5.00
106401	MADURAI SUCCESS	08/26/2009	Active(1)	22	2	3	-4.35%	24	9	1	Y			07/2025		\$5.00
	Exc Award (06/30/2017, 06/30/2021)															
106343	MADURAI SUN	08/24/2009	Active(1)	21	5	1	23.53%	17	8	4	Y	2		10/2025		\$5.82
	Exc Award (06/30/2017)															
67125	MADURAI THAMIL	01/28/2003	Active(1)	17	5	0	41.67%	12		1	Y			12/2025	90+ Days	\$5.82
	Exc Award (06/30/2017, 06/30/2018)															



## Club Health Assessment for DISTRICT 3242 B through December 2025

			Status	Membership						Reports				Finance	LCIF	
Club Number	Club Name	Charter Date	Times in Status Quo in Past 2 Years	Current Member Count **	YTD Members Added	YTD Members Dropped	YTD Net Growth% ***	Member Count 1 Year Ago	Dropped Members Avg.Length of Service	Months Since Membership Update	Current Officers Reported ****	Current President Repeated Term	VP Reported *****	Last Date Reported Service (mm/yyyy)	Account Balance	YTD Donations
147802	Madurai The Honest	08/24/2021	Active	26	6	0	30.00%	20		2	Y			08/2025		\$762.34
59052	MADURAI THENDRAL	01/27/1997	Active	89	21	0	30.88%	70		0	Y			12/2025		\$5,745.88
	Exc Award (06/30/2018, 06/30/2022, 06/30/2023)															
125379	Madurai Thirunagar Best	09/23/2015	Active	23	7	1	35.29%	17	2	3	Y			09/2025	90+ Days	\$121.39
	Exc Award (06/30/2017)															
41090	MADURAI VAIGAI	03/08/1982	Active	53	12	1	26.19%	47	9	0	Y		N	12/2025		\$991.35
	Exc Award (06/30/2016, 06/30/2017, 06/30/2019, 06/30/2021, 06/30/2022)															
63616	MADURAI VAIGAI VADAKARAI	10/09/2000	Active(1)	11	0	0	0.00%	16		6	Y			08/2025		\$15.83
	Exc Award (06/30/2016, 06/30/2017)															
52836	MADURAI VANTAGE	04/01/1992	Active	35	7	0	25.00%	28		2	Y			10/2025	90+ Days	\$410.86
	Exc Award (06/30/2016, 06/30/2018, 06/30/2022, 06/30/2023)															
65227	MADURAI VICTORY	04/15/2002	Active	24	3	0	14.29%	20		2	Y			11/2025		\$5.00
	Exc Award (06/30/2016, 06/30/2017)															
124235	Madurai Villapuram Pudhu Nagar	03/02/2015	Active	23	5	0	27.78%	19		2	Y	2		09/2025		\$5.00
	Exc Award (06/30/2017, 06/30/2018)															
151143	Madurai Vivegam	06/17/2022	Active	45	6	1	12.50%	37	1	0	Y			11/2025		\$15.01
	Exc Award (06/30/2024)															
64186	MANAMADURAI VAIRAM	04/18/2001	Active	45	2	0	4.65%	47		0	Y			12/2025	90+ Days	\$496.98
	Exc Award (06/30/2017, 06/30/2023)															
118967	MARAVAMANGALAM	03/22/2013	Active	22	5	4	4.76%	21	6	0	Y			08/2025		\$209.47
	Exc Award (06/30/2017, 06/30/2018, 06/30/2023)															
122992	Melur Dynamic	08/22/2014	Active	19	6	0	46.15%	18		2	Y			10/2025		\$5.82
55104	MELUR SUPREME	12/07/1993	Active	212	11	6	2.42%	223	3	0	Y			11/2025		\$110.22
	Exc Award (06/30/2017, 06/30/2018, 06/30/2021)															
101614	NAGAMALAI PUDUKOTTAI	03/27/2008	Active(1)	21	1	0	5.00%	20		5	Y	2		10/2025		\$5.82
	Exc Award (06/30/2017)															
147365	Natham City	07/05/2021	Active	38	1	0	2.70%	37		5	Y			12/2025		\$5.24
49144	NEIKARAPATTI	01/09/1989	Active	103	44	0	74.58%	59		0	Y			12/2025	90+ Days	\$5.00
	Exc Award (06/30/2018)															



## Club Health Assessment for DISTRICT 3242 B through December 2025

			Status	Membership						Reports				Finance	LCIF	
Club Number	Club Name	Charter Date	Times in Status Quo in Past 2 Years	Current Member Count **	YTD Members Added	YTD Members Dropped	YTD Net Growth% ***	Member Count 1 Year Ago	Dropped Members Avg.Length of Service	Months Since Membership Update	Current Officers Reported ****	Current President Repeated Term	VP Reported *****	Last Date Reported Service (mm/yyyy)	Account Balance	YTD Donations
60373	NILAKKOTTAI FLOWER CITY	02/16/1998	Active	18	1	1	0.00%	18	3	2	Y			09/2025		\$1,006.75
124296	Nilakkottai Malligai	03/09/2015	Active	13	6	1	62.50%	8	0	3	Y	2		10/2025		\$5.82
26494	ODDANCHATRAM	12/21/1971	Active	25	1	0	4.17%	27		5	Y		R	09/2025		\$5.82
	Exc Award (06/30/2022)															
26495	PALANI	06/20/1964	Active	44	12	4	22.22%	27	11	0	Y			11/2025	90+ Days	\$953.56
	Exc Award (06/30/2016, 06/30/2017, 06/30/2018, 06/30/2022)															
140952	Palani Doctor Piramanayagam	02/24/2020	Active	66	18	4	26.92%	52	16	2	Y	2		11/2025	90+ Days	\$1,890.72
110131	PALANI GOLDEN TEMPLE CITY	01/27/2011	Active	35	9	0	34.62%	26		2	Y			07/2025	90+ Days	\$5.82
	Exc Award (06/30/2016)															
132504	Palani Good Lions	09/27/2017	Active	17	1	0	6.25%	16		5	Y			08/2025		
108154	PALANI MALAIKOIL	04/21/2010	Active	35	2	2	0.00%	42	5	2	Y		N	12/2025		
	Exc Award (06/30/2017)															
65028	PALANI ROYAL CITY	02/27/2002	Active	23	5	0	27.78%	17		3	Y			11/2025		\$111.15
147312	Palani Sigaram	07/04/2021	Active(1)	21	7	7	0.00%	21	4	2	Y	3		08/2025	90+ Days	\$5.82
139219	Palani Thanga Ratham	07/24/2019	Active	44	8	5	7.32%	38	4	0	Y		R	12/2025	90+ Days	\$5.00
	Exc Award (06/30/2022)															
151243	Palani Town	06/17/2022	Active	25	1	0	4.17%	24		3	Y			11/2025		\$5.82
65015	PALLATHUR	02/27/2002	Active	19	1	3	-9.52%	21	14	0	Y			07/2025		\$10.01
	Exc Award (06/30/2017)															
100259	PATTIVEERANPATTI PLANTATION CITY	09/20/2007	Active	33	1	0	3.13%	32		5	Y			11/2025		
	Exc Award (06/30/2017)															
52145	PERIYAKULAM MANGO CITY	11/07/1991	Active	43	19	1	72.00%	46	29	0	Y			12/2025		\$117.46
	Exc Award (06/30/2016, 06/30/2022, 06/30/2023)															
138559	Periyakulam Royal	06/20/2019	Active	28	1	0	3.70%	27		5	Y			09/2025		\$11.64
39653	SHOLVANDAN	03/26/1981	Active	39	3	4	-2.50%	44	3	0	Y			10/2025		\$5.81
	Exc Award (06/30/2017, 06/30/2018, 06/30/2022, 06/30/2023)															
101779	SINGAMPUNARI SEVUGA	05/14/2008	Active	29	2	0	7.41%	25		5	Y		N	08/2025		\$5.00
	Exc Award (06/30/2016, 06/30/2017, 06/30/2023)															
26503	SIVAGANGA	09/08/1971	Active	58	7	1	11.54%	47	1	0	Y			12/2025	90+ Days	\$5.00





# Club Health Assessment for DISTRICT 3242 B through December 2025

			Status	Membership						Reports				Finance	LCIF	
Club Number	Club Name	Charter Date	Times in Status Quo in Past 2 Years	Current Member Count **	YTD Members Added	YTD Members Dropped	YTD Net Growth% ***	Member Count 1 Year Ago	Dropped Members Avg.Length of Service	Months Since Membership Update	Current Officers Reported ****	Current President Repeated Term	VP Reported *****	Last Date Reported Service (mm/yyyy)	Account Balance	YTD Donations
Exc Award (06/30/2017, 06/30/2023)			Active(1)	38	7	7	0.00%	28	2	0	Y			10/2025		\$5.82
65219	SIVAGANGAI COSMOS	04/15/2002														
Exc Award (06/30/2017, 06/30/2018, 06/30/2023)			Active	28	3	2	3.70%	33	11	0	Y			11/2025		\$5.82
111099	SIVAGANGAI SUPREME	06/16/2011														
Exc Award (06/30/2016, 06/30/2017, 06/30/2018, 06/30/2023)			Active	38	6	1	15.15%	30	2	2	Y		N	11/2025		\$105.91
154699	Theni Bharat	06/16/2023														
			Active	36	6	6	0.00%	37	4	1	Y			12/2025		\$11.64
123994	Theni Honey	01/23/2015														
Exc Award (06/30/2016, 06/30/2017, 06/30/2022, 06/30/2023)			Active	27	1	14	-32.50%	46	4	2	N	None		08/2025		\$11.64
78099	THENI MULLAI	01/22/2004														
Exc Award (06/30/2017, 06/30/2022, 06/30/2023)			Active	152	34	0	28.81%	116		0	Y			12/2025		\$1,175.52
123996	Theni Royal	01/23/2015														
Exc Award (06/30/2017, 06/30/2022)			Active	47	2	0	4.44%	52		4	Y			08/2025		\$5.82
125850	Theni Silver Jubilee	10/19/2015														
Exc Award (06/30/2017, 06/30/2022)			Active	34	5	0	17.24%	32		3	Y			10/2025		\$4,108.49
104460	THENI THENDRAL	01/19/2009														
Exc Award (06/30/2017, 06/30/2018, 06/30/2022, 06/30/2023)			Active	139	21	1	16.81%	134	5	0	Y			12/2025		\$960.20
56285	THENI VAIGAI	11/28/1994														
Exc Award (06/30/2017, 06/30/2018, 06/30/2022, 06/30/2023)			Active(1)	38	5	0	15.15%	32		3	Y			11/2025		\$69.83
147483	Thevaram	08/23/2021														
			Active	35	5	0	16.67%	32		2	Y			12/2025		\$115.22
151453	Thevaram Imayam	06/22/2022														
Exc Award (06/30/2023)			Active	28	1	0	3.70%	33		5	Y	2	R	10/2025		\$105.09
54174	THIRUMANGALAM CITY	03/01/1993														
Exc Award (06/30/2017, 06/30/2023)			Active	20	1	0	5.26%	19		5	Y			10/2023		\$5.82
155377	Thirumangalam Galaxy	07/28/2023														
			Active	19	10	12	-9.52%	25	3	0	Y		N	08/2025		\$5.00
143264	Thirumangalam Jayam	10/16/2020														
			Active(1)	19	1	5	-17.39%	22	3	0	Y			07/2025		
129270	Thirumangalam Rose	11/14/2016														
			Active	36	2	0	5.88%	33		1	Y	2		12/2025		\$100.09
125383	Thirumangalam Supreme	09/10/2015														
			Active(1)	26	5	0	23.81%	21		1	Y			07/2025	90+ Days	\$5.82
143877	Thirumangalam Thendral	12/30/2020														



## Club Health Assessment for DISTRICT 3242 B through December 2025

				Membership						Reports				Finance		LCIF			
Club Number	Club Name	Charter Date	Status		Current Member Count **	YTD Members Added	YTD Members Dropped	YTD Net Growth% ***	Member Count 1 Year Ago	Dropped Members Avg.Length of Service	Months Since Membership Update	Current Officers Reported ****	Current President Repeated Term	VP Reported *****	Last Date Reported Service (mm/yyyy)	Account Balance		YTD Donations	
			Times in Status Quo in Past 2 Years																
108424	TIRUMANGALAM AANDANDAM Exc Award (06/30/2016, 06/30/2019, 06/30/2022)	05/21/2010	Active(1)		51	5	1	8.51%	34	2	1	Y			09/2025			\$5.00	
50083	TIRUNAGAR TOWN Exc Award (06/30/2017, 06/30/2019, 06/30/2020, 06/30/2022, 06/30/2023)	12/30/1989	Active		41	7	3	10.81%	39	15	0	Y		N	12/2025			\$309.59	
46675	TIRUPATTUR ARUMUGANAGAR Exc Award (06/30/2016, 06/30/2017, 06/30/2018, 06/30/2023)	11/03/1986	Active		61	13	0	27.08%	56		1	Y			09/2025	90+ Days		\$5.00	
50912	USILAMPATTI CITY Exc Award (06/30/2017)	08/13/1990	Active		36	1	4	-7.69%	36	22	0	Y		R	11/2025			\$5.82	
55379	VADIPATTY TOWN Exc Award (06/30/2016, 06/30/2018, 06/30/2021, 06/30/2023)	03/02/1994	Active		30	2	0	7.14%	33		0	Y			07/2025			\$5.82	
39380	VEDASANDUR Exc Award (06/30/2023)	01/26/1981	Active		29	4	0	16.00%	29		0	Y			09/2025			\$5.82	
Current Total Clubs Count	YTD New Clubs Count	YTD Cancelled Clubs Count	YTD Net Club Gain	Current Total Members Count	YTD Add	YTD Drop	YTD Net Growth	YTD Net Growth %	Member Count 12 Months Ago	Average Member Count Per Club	% of Clubs with less than 20 members	% No Officer Report in 12 Months	% of Clubs with balance 90+ days	Number of Clubs in Status Quo	% Status Quo Clubs in Financial Suspension	Number of Cancelled Clubs	Average Cancelled Club Age	Members Lost Due to Cancellation	% of Clubs Cancelled for Non-Financial Reasons
200	17	1	16	7,061	1,647	277	1,370	24.07%	5,781	35	26%	1%	23%	1	100%	1	4	0	100%

\* - P - Priority Club. Cancellation Reasons: 1-Objectives/conduct, 2-Non-active club, 5-Non-existing club, 6-Disbanding, 7-Merger, 8-Financial Suspension, 9-District/Multiple District Dues.

\*\* Red denotes below 15 active members.

\*\*\* Red denotes 20% + loss.

\*\*\*\* Y - all 3 (President, Secretary, Treasurer) club officers reported, N - not all 3 reported.

\*\*\*\*\* Abbreviation: N-New, IP-Immediate Past, R-Repeat.



# Club Health Assessment for DISTRICT 3242 C through December 2025

			Status	Membership						Reports				Finance		LCIF
Club Number	Club Name	Charter Date	Times in Status Quo in Past 2 Years	Current Member Count **	YTD Members Added	YTD Members Dropped	YTD Net Growth% ***	Member Count 1 Year Ago	Dropped Members Avg.Length of Service	Months Since Membership Update	Current Officers Reported ****	Current President Repeated Term	VP Reported *****	Last Date Reported Service (mm/yyyy)	Account Balance	YTD Donations
Clubs less than two years old																
173163	Chinnavedampatti Industrial Estate	07/23/2024	Active	15	0	0	0.00%	20		7	Y		N	07/2025		
172763	Coimbatore Almighty	07/15/2024	Active	23	0	0	0.00%	23		4	Y			11/2025		\$497.15
172915	Coimbatore Anbu	07/11/2024	Active	31	3	1	6.90%	28	0	1	Y		N	08/2025		\$1,383.35
175556	Coimbatore Creator	07/28/2024	Active(1)	22	9	1	57.14%	21	0	1	Y		N	10/2025	90+ Days	\$42.00
174175	Coimbatore Entrepreneurs	07/12/2024	Active	28	8	1	33.33%	22	1	0	Y		N	12/2025		\$164.83
157776	Coimbatore Great Legends	04/18/2024	Active	22	0	0	0.00%	21		6	Y			09/2025		\$66.00
172746	Coimbatore Mahizhchi	07/17/2024	Active	48	0	0	0.00%	51		4	Y	2	R	10/2025		\$101.83
172197	Coimbatore Pearls	06/26/2024	Active	21	0	2	-8.70%	22	1	1	Y			10/2025		\$35.94
183300	Coimbatore Ramnagar Royals	07/25/2025	Active	20	20	0	100.00%	0		1	N			11/2025		
181107	Coimbatore Singai City	03/10/2025	Active	22	3	0	15.79%	0		5	Y	2	N	11/2025		\$57.00
185330	Coimbatore Titans	07/25/2025	Active(1)	20	20	0	100.00%	0		5	Y		N	09/2025		
176078	Coimbatore Vanam	07/26/2024	Active	22	1	0	4.76%	20		0	Y	2		07/2025		
183272	Coimbatore Warriors	07/25/2025	Active	20	20	0	100.00%	0		5	Y		N	12/2025		
187817	Gudalur	08/18/2025	Active	23	23	0	100.00%	0		1	Y					
189792	Gudalur Western Ghats	09/03/2025	Active	20	20	0	100.00%	0		3	Y		N	10/2025	90+ Days	
176079	Muthugoundanpudur	08/05/2024	Active	20	0	0	0.00%	20		16	N	None		07/2025		
171740	Palladam Texcity	05/30/2024	Active	49	2	3	-2.00%	47	2	0	Y	2		10/2025		
191774	Pollachi Green Earth	12/31/2025	Newly Chartered	20	20	0	100.00%	0		0	Y					
186231	Sulur Grand City	07/25/2025	Active	20	20	0	100.00%	0		5	Y		N	10/2025		
173392	Tirupur Area	07/26/2024	Active	16	2	0	14.29%	22		4	Y			07/2025		
178384	Tirupur Young Anchor	09/17/2024	Active	13	0	7	-35.00%	20	1	1	Y			11/2025		
157236	Udumalpet New Royals	05/30/2024	Active	31	0	9	-22.50%	25	1	3	Y		N	12/2025		
Exc Award (06/30/2024)																
Clubs more than two years old																
43824	ANAIMALAI	04/04/1984	Active	17	0	0	0.00%	16		6	Y	5	R	11/2025		
Exc Award (06/30/2017, 06/30/2019)																



## Club Health Assessment for DISTRICT 3242 C through December 2025

			Status	Membership						Reports				Finance	LCIF	
Club Number	Club Name	Charter Date	Times in Status Quo in Past 2 Years	Current Member Count **	YTD Members Added	YTD Members Dropped	YTD Net Growth% ***	Member Count 1 Year Ago	Dropped Members Avg.Length of Service	Months Since Membership Update	Current Officers Reported ****	Current President Repeated Term	VP Reported *****	Last Date Reported Service (mm/yyyy)	Account Balance	YTD Donations
26472	COIMBATORE	04/17/1958	Active	73	6	1	7.35%	75	23	2	Y		N	11/2025		\$119.80
	Exc Award (06/30/2022, 06/30/2023)															
103376	COIMBATORE AXIOM	09/10/2008	Active	10	0	0	0.00%	15		11	Y	3	N	08/2024		
	Exc Award (06/30/2017, 06/30/2018)															
137382	Coimbatore Aakash	05/27/2019	Active	102	5	0	5.15%	77		5	Y		N	12/2025		\$1,095.84
	Exc Award (06/30/2022, 06/30/2024)															
131753	Coimbatore Agnee	07/04/2017	Active	26	0	0	0.00%	30		6	Y		N	09/2025		\$78.00
	Exc Award (06/30/2018, 06/30/2019, 06/30/2020, 06/30/2022, 06/30/2023)															
154069	Coimbatore Akshayam	03/31/2023	Active	20	3	5	-9.09%	23	3	0	Y		N	09/2025		\$1,066.00
154070	Coimbatore Ananda Akilam	04/11/2023	Active	22	0	0	0.00%	28		6	Y		N	09/2025		
155160	Coimbatore Anandham	07/14/2023	Active	27	6	4	8.00%	25	2	0	Y		R	08/2025	90+ Days	
117679	COIMBATORE BLUESKY	08/21/2012	Active(1)	12	0	0	0.00%	12		30	N	None		09/2025	90+ Days	
	Exc Award (06/30/2018)															
110420	COIMBATORE BRAVE QUEENS	02/23/2011	Active	5	0	0	0.00%	7		7	Y		R	08/2025		
	Exc Award (06/30/2018)															
40289	COIMBATORE CENTRAL	07/28/1981	Active	32	1	0	3.23%	39		5	Y		N	12/2025		
	Exc Award (06/30/2017, 06/30/2018, 06/30/2023)															
156308	Coimbatore Challengers	09/30/2023	Active	15	0	3	-16.67%	18	2	0	Y		N	10/2025		\$29.95
120578	Coimbatore City Central	10/22/2013	Active	34	0	1	-2.86%	36	12	3	Y		N	10/2025		
	Exc Award (06/30/2017, 06/30/2019, 06/30/2022)															
142086	Coimbatore Consultants	07/08/2020	Active	20	5	0	33.33%	19		2	Y		N	08/2025		\$45.00
	Exc Award (06/30/2022)															
41942	COIMBATORE COSMOS	10/11/1982	Active(1)	20	0	0	0.00%	20		17	N	None		10/2025		
	Exc Award (06/30/2017, 06/30/2019)															
50270	COIMBATORE COTTON CITY	03/05/1990	Active	26	0	3	-10.34%	26	7	1	Y	3	R	10/2025		\$87.00
	Exc Award (06/30/2017)															
152653	Coimbatore Crypto	02/14/2023	Active	33	13	7	22.22%	25	2	0	Y		N	10/2025		\$100.09
60015	COIMBATORE GALAXY	10/09/1997	Active	49	11	5	13.95%	45	14	2	Y		R	08/2025		
	Exc Award (06/30/2018, 06/30/2019)															
44328	COIMBATORE GANAPATHY	10/19/1984	Active	43	0	3	-6.52%	40	12	3	Y		R	10/2025		




## Club Health Assessment for DISTRICT 3242 C through December 2025

			Status	Membership						Reports				Finance	LCIF	
Club Number	Club Name	Charter Date	Times in Status Quo in Past 2 Years	Current Member Count **	YTD Members Added	YTD Members Dropped	YTD Net Growth% ***	Member Count 1 Year Ago	Dropped Members Avg.Length of Service	Months Since Membership Update	Current Officers Reported ****	Current President Repeated Term	VP Reported *****	Last Date Reported Service (mm/yyyy)	Account Balance	YTD Donations
Exc Award (06/30/2017, 06/30/2018, 06/30/2019, 06/30/2024)	104674 COIMBATORE GANAPATHY TOWN	02/10/2009	Active	26	3	1	8.33%	27	10	3	Y	2	N	10/2025		\$1,053.91
Exc Award (06/30/2018)	55528 COIMBATORE GOLDEN CITY	04/07/1994	Active	38	0	0	0.00%	43		4	Y		N	12/2025		
Exc Award (06/30/2017, 06/30/2018, 06/30/2019)	106616 COIMBATORE GREEN	09/16/2009	Active	44	7	0	18.92%	38		2	Y		N	12/2025		\$1,363.29
	151740 Coimbatore Happy Home	07/13/2022	Active	24	0	7	-22.58%	21	2	1	Y	2	N	11/2025		
Exc Award (06/30/2025)	52264 COIMBATORE HOPE	12/13/1991	Active	32	0	5	-13.51%	35	6	0	Y		R	10/2025		
Exc Award (06/30/2017, 06/30/2018, 06/30/2019, 06/30/2020, 06/30/2023)	120512 Coimbatore Imayam	10/10/2013	Active	49	0	3	-5.77%	39	8	0	Y		R	12/2025		
Exc Award (06/30/2018, 06/30/2024)	42125 COIMBATORE INDUS ESTATE	12/20/1982	Active	40	0	0	0.00%	36		6	Y		R	07/2024		
Exc Award (06/30/2017, 06/30/2018, 06/30/2022, 06/30/2024, 06/30/2025)	119555 Coimbatore Industrial City	06/07/2013	Active	21	1	0	5.00%	18		0	Y	3	R	09/2025		\$60.00
Exc Award (06/30/2017, 06/30/2018, 06/30/2022)	151741 Coimbatore Integrity	07/11/2022	Active	67	12	1	19.64%	57	9	0	Y		N	11/2025		\$1,000.00
	55718 COIMBATORE K R PURAM	05/17/1994	Active	25	4	0	19.05%	25		0	Y		N	09/2025		
Exc Award (06/30/2018, 06/30/2019, 06/30/2022)	152654 Coimbatore Kalanchiyam	01/25/2023	Cancelled(8*)	0	0	19	-100.00%	19	3	0	N	None		10/2025	90+ Days	
	141018 Coimbatore Kovai Smart City	02/25/2020	Active	22	0	0	0.00%	22		8	Y	3	R	08/2025		
Exc Award (06/30/2021)	106700 COIMBATORE KURINJI	10/02/2009	Active	42	0	4	-8.70%	41	8	0	Y		N	10/2025		
Exc Award (06/30/2021, 06/30/2022)	109301 COIMBATORE MARUDAMALA	09/23/2010	Active	27	3	1	8.00%	30	3	4	Y		N	12/2025		
Exc Award (06/30/2017, 06/30/2022)	147034 Coimbatore Merit	07/06/2021	Active	20	4	0	25.00%	20		1	Y		N	12/2025		
	60955 COIMBATORE MID TOWN	06/26/1998	Active	12	0	1	-7.69%	8	9	3	Y	4		08/2024		
Exc Award (06/30/2018, 06/30/2019)																



## Club Health Assessment for DISTRICT 3242 C through December 2025

			Status	Membership						Reports				Finance	LCIF	
Club Number	Club Name	Charter Date	Times in Status Quo in Past 2 Years	Current Member Count **	YTD Members Added	YTD Members Dropped	YTD Net Growth% ***	Member Count 1 Year Ago	Dropped Members Avg.Length of Service	Months Since Membership Update	Current Officers Reported ****	Current President Repeated Term	VP Reported *****	Last Date Reported Service (mm/yyyy)	Account Balance	YTD Donations
106566	COIMBATORE NEHRU NAGAR Exc Award (06/30/2018, 06/30/2019, 06/30/2022)	09/10/2009	Active	77	5	2	4.05%	101	0	1	Y		N	12/2025		\$240.26
78050	COIMBATORE NOBLE HEARTS Exc Award (06/30/2017, 06/30/2018, 06/30/2019, 06/30/2023)	02/25/2004	Active	37	0	0	0.00%	36		6	Y		N	10/2025		
52266	COIMBATORE ONDIPUDUR Exc Award (06/30/2019)	12/13/1991	Active	34	0	0	0.00%	27		6	Y		R	09/2024		
55531	COIMBATORE ORION Exc Award (06/30/2023)	04/04/1994	Active	32	0	2	-5.88%	34	14	1	Y			09/2025		\$102.00
141990	Coimbatore Patteeswara Exc Award (06/30/2022, 06/30/2023)	07/07/2020	Active	19	0	6	-24.00%	36	1	3	Y			10/2025		
125684	Coimbatore Peelamedu Kings Exc Award (06/30/2017, 06/30/2018, 06/30/2022)	08/24/2015	Active	20	1	0	5.26%	24		5	Y			12/2025		\$1,101.82
151187	Coimbatore PSGR Krishnammal College for	06/22/2022	Active	6	0	0	0.00%	6		7	Y			12/2025		
30085	COIMBATORE RAMNAGAR Exc Award (06/30/2017, 06/30/2019, 06/30/2022)	12/30/1974	Active	21	0	4	-16.00%	30	2	1	Y	2		07/2025		
106581	COIMBATORE RANGANATHAN Exc Award (06/30/2019)	09/10/2009	Active	35	0	0	0.00%	25		6	Y			10/2025		\$105.00
148810	Coimbatore Real Value Exc Award (06/30/2022, 06/30/2023)	11/15/2021	Active	41	8	0	24.24%	32		0	Y		N	12/2025		\$2,212.81
147841	Coimbatore Royal Exc Award (06/30/2022)	09/16/2021	Active	19	2	3	-5.00%	20	4	3	Y		N	10/2025	90+ Days	
57537	COIMBATORE SAVERIARPALAYAM Exc Award (06/30/2023)	11/10/1995	Active	53	0	2	-3.64%	53	8	4	Y	2	R	11/2025		
152904	Coimbatore Sharks	03/17/2023	Active	16	0	0	0.00%	16		18	N	None		09/2025		
116840	COIMBATORE SIDCO INDUSTRIAL ESTATE Exc Award (06/30/2018, 06/30/2019, 06/30/2021, 06/30/2022)	05/15/2012	Active	68	15	0	28.30%	67		0	Y		R	12/2025		
131938	Coimbatore Sigaram Exc Award (06/30/2018)	07/04/2017	Active	27	10	0	58.82%	21		4	Y		N	11/2025		



# Club Health Assessment for DISTRICT 3242 C through December 2025

			Status	Membership						Reports				Finance	LCIF	
Club Number	Club Name	Charter Date	Times in Status Quo in Past 2 Years	Current Member Count **	YTD Members Added	YTD Members Dropped	YTD Net Growth% ***	Member Count 1 Year Ago	Dropped Members Avg.Length of Service	Months Since Membership Update	Current Officers Reported ****	Current President Repeated Term	VP Reported *****	Last Date Reported Service (mm/yyyy)	Account Balance	YTD Donations
44332	COIMBATORE SINGANALLUR	10/22/1984	Active	24	0	4	-14.29%	32	8	2	Y		N	11/2025		
	Exc Award (06/30/2017, 06/30/2019)															
53679	COIMBATORE SPIN CITY	09/14/1992	Active	36	0	1	-2.70%	30	21	3	Y		N	09/2025		
	Exc Award (06/30/2017)															
136750	Coimbatore Stars	11/13/2018	Active	17	0	0	0.00%	15		6	Y		N	10/2025		
	Exc Award (06/30/2023)															
150007	Coimbatore Superior Kings	03/25/2022	Active(1)	22	0	3	-12.00%	26	1	5	Y			11/2025		
53946	COIMBATORE SUPREME	12/29/1992	Active	53	1	0	1.92%	57		0	Y			12/2025		\$389.60
	Exc Award (06/30/2018, 06/30/2019, 06/30/2022, 06/30/2023)															
103664	COIMBATORE TIDELL CITY	09/18/2008	Active	64	0	5	-7.25%	63	9	1	Y		N	12/2025		
	Exc Award (06/30/2017, 06/30/2018, 06/30/2019, 06/30/2021, 06/30/2022, 06/30/2023)															
152883	Coimbatore Top City	03/06/2023	Active	15	0	0	0.00%	17		6	Y	2		09/2025		
148136	Coimbatore Udhayam	10/07/2021	Active(2)	13	0	2	-13.33%	16	15	1	Y	2	N	09/2025		
110126	KOLUMAM	01/14/2011	Active	16	0	0	0.00%	18		7	Y		N	07/2025		
	Exc Award (06/30/2018, 06/30/2022)															
42898	KOTAGIRI	06/14/1983	Active	40	0	0	0.00%	40		4	Y		N	12/2025		
	Exc Award (06/30/2019)															
103666	KURICHI INDUSTRIAL ESTATE	09/18/2008	Active	137	15	1	11.38%	202	19	0	Y		N	12/2025		\$5,050.31
	Exc Award (06/30/2017, 06/30/2018, 06/30/2019, 06/30/2021, 06/30/2022, 06/30/2023)															
48696	MADATHUKULAM	06/01/1988	Active	68	2	0	3.03%	71		0	Y		N	09/2025		
	Exc Award (06/30/2017, 06/30/2019, 06/30/2023)															
26474	NILGIRIS	01/12/1960	Active	34	1	6	-12.82%	39	17	4	Y		N	10/2025		
	Exc Award (06/30/2018)															
35262	OOTACAMUND	03/03/1978	Active	19	0	2	-9.52%	21	2	4	Y		N	11/2025		\$1,000.00
	Exc Award (06/30/2018, 06/30/2019, 06/30/2020)															
148197	Ootacamund Kings	10/07/2021	Active	26	2	2	0.00%	24	4	2	Y			10/2025		
	Exc Award (06/30/2024)															
58352	OOTY CROWN	05/29/1996	Active	11	0	0	0.00%	11		30	N	None		07/2025		





# Club Health Assessment for DISTRICT 3242 C through December 2025

			Status	Membership						Reports				Finance	LCIF	
Club Number	Club Name	Charter Date	Times in Status Quo in Past 2 Years	Current Member Count **	YTD Members Added	YTD Members Dropped	YTD Net Growth% ***	Member Count 1 Year Ago	Dropped Members Avg.Length of Service	Months Since Membership Update	Current Officers Reported ****	Current President Repeated Term	VP Reported *****	Last Date Reported Service (mm/yyyy)	Account Balance	YTD Donations
Exc Award (06/30/2018)			Active	38	0	0	0.00%	39		6	Y			09/2025		
51159	OOTY TOWN	12/28/1990														
Exc Award (06/30/2017, 06/30/2018, 06/30/2021)			Active	72	0	3	-4.00%	67	2	1	Y		N	09/2025		
43827	PALLADAM	04/24/1984														
Exc Award (06/30/2017, 06/30/2019, 06/30/2021, 06/30/2022)			Active	27	0	1	-3.57%	26	1	3	Y	2		10/2025		
144587	Palladam Friends	01/06/2021														
Exc Award (06/30/2022)			Active	91	20	0	28.17%	68		0	Y		N	12/2025		\$2,213.00
26497	POLLACHI	03/14/1965														
Exc Award (06/30/2018, 06/30/2019, 06/30/2022)			Active	30	1	0	3.45%	51		5	Y			09/2025		
138395	Pollachi Agni	05/29/2019														
Exc Award (06/30/2017, 06/30/2018, 06/30/2021, 06/30/2022, 06/30/2023)			Active	39	0	3	-7.14%	41	4	0	Y		N	12/2025		\$2,040.74
123977	Pollachi Centrall	01/15/2015														
Exc Award (06/30/2017, 06/30/2018, 06/30/2021, 06/30/2022, 06/30/2023)			Active	28	0	0	0.00%	22		6	Y	2	N	10/2025		
141678	Pollachi Elite	06/11/2020														
Exc Award (06/30/2022)			Active	17	0	0	0.00%	17		7	Y		N	08/2025		
134992	Pollachi Grand	06/19/2018														
Exc Award (06/30/2017, 06/30/2018, 06/30/2021, 06/30/2022, 06/30/2023)			Active	22	0	0	0.00%	22		19	N	None		10/2025		
156394	Pollachi Nature	10/11/2023														
Exc Award (06/30/2017, 06/30/2019, 06/30/2022, 06/30/2023)			Active	36	5	0	16.13%	34		0	Y		N	12/2025		\$93.00
126404	Pollachi Royals	01/13/2016														
Exc Award (06/30/2017)			Active	26	0	0	0.00%	107		6	Y	4		08/2025	90+ Days	
123011	Pollachi South	08/26/2014														
Exc Award (06/30/2018)			Active	18	0	0	0.00%	21		6	Y	3	R	08/2025		
84566	POLLACHI SUCCESS	12/21/2004														
Exc Award (06/30/2017, 06/30/2018, 06/30/2021, 06/30/2022, 06/30/2023)			Active	57	0	0	0.00%	109		6	Y	4		08/2025		
132084	Pollachi Western Ghats	07/04/2017														
Exc Award (06/30/2018)			Active	42	0	0	0.00%	43		7	Y		N	11/2025		
63885	POLLACHI-LIBERTY	01/02/2001														
Exc Award (06/30/2017, 06/30/2022)																



## Club Health Assessment for DISTRICT 3242 C through December 2025

			Status	Membership						Reports				Finance	LCIF	
Club Number	Club Name	Charter Date	Times in Status Quo in Past 2 Years	Current Member Count **	YTD Members Added	YTD Members Dropped	YTD Net Growth% ***	Member Count 1 Year Ago	Dropped Members Avg.Length of Service	Months Since Membership Update	Current Officers Reported ****	Current President Repeated Term	VP Reported *****	Last Date Reported Service (mm/yyyy)	Account Balance	YTD Donations
142519	Sethumadai	08/26/2020	Active	92	0	0	0.00%	112		6	Y	3		08/2025	90+ Days	
110352	SIRUKKALANTHAI	02/17/2011	Active	42	0	4	-8.70%	45	11	3	Y			07/2025		
	Exc Award (06/30/2017)															
43562	SULUR	02/27/1984	Active	73	0	0	0.00%	73		7	Y		R	09/2025		\$5,237.43
	Exc Award (06/30/2017, 06/30/2018, 06/30/2019, 06/30/2024)															
142172	Sulur Excellence	07/21/2020	Active	20	2	2	0.00%	19	6	0	Y		N	11/2025		
	Exc Award (06/30/2022)															
119615	Sulur Golden City	06/12/2013	Active	26	0	1	-3.70%	26	14	5	Y		N	07/2025		
	Exc Award (06/30/2017, 06/30/2018, 06/30/2021, 06/30/2022)															
131894	Sulur Greater	07/04/2017	Active(1)	18	1	5	-18.18%	20	0	0	Y			10/2025		
	Exc Award (06/30/2018)															
99139	SULUR TOWN	04/17/2007	Active	83	5	0	6.41%	101		2	Y		N	12/2025		\$1,023.96
	Exc Award (06/30/2018, 06/30/2021, 06/30/2022)															
26509	TIRUPUR	12/19/1961	Active	140	7	4	2.19%	184	19	0	Y		N	12/2025		
	Exc Award (06/30/2017, 06/30/2021, 06/30/2022, 06/30/2024)															
104933	TIRUPUR EAST	04/16/2009	Active	42	0	2	-4.55%	58	16	3	Y			08/2024		
	Exc Award (06/30/2017, 06/30/2019, 06/30/2021, 06/30/2022)															
103914	TIRUPUR KNIT CITY	11/05/2008	Active	31	3	0	10.71%	33		0	Y			11/2025		
	Exc Award (06/30/2022, 06/30/2023)															
125283	Tirupur Anchor	07/31/2015	Active	40	2	1	2.56%	48	1	0	Y		N	11/2025	90+ Days	\$119.80
	Exc Award (06/30/2017, 06/30/2018, 06/30/2019, 06/30/2020, 06/30/2021, 06/30/2023, 06/30/2025)															
62092	TIRUPUR CENTRAL	06/14/1999	Active	129	0	6	-4.44%	133	11	0	Y			10/2025		
	Exc Award (06/30/2018, 06/30/2019)															
119718	Tirupur Cotton City	06/25/2013	Active	35	12	2	40.00%	26	1	1	Y		N	09/2025		\$75.00
	Exc Award (06/30/2018, 06/30/2025)															
117441	TIRUPUR GREATER	07/23/2012	Active	39	4	0	11.43%	419		0	Y		N	12/2025		\$1,523.50
	Exc Award (06/30/2018, 06/30/2023)															
129357	Tirupur Kumaran	11/08/2016	Active	28	2	0	7.69%	47		1	Y			10/2025		



# Club Health Assessment for DISTRICT 3242 C through December 2025

			Status		Membership						Reports				Finance		LCIF		
Club Number	Club Name	Charter Date	Times in Status Quo in Past 2 Years	Current Member Count **	YTD Members Added	YTD Members Dropped	YTD Net Growth% ***	Member Count 1 Year Ago	Dropped Members Avg.Length of Service	Months Since Membership Update	Current Officers Reported ****	Current President Repeated Term	VP Reported *****	Last Date Reported Service (mm/yyyy)	Account Balance	YTD Donations			
Exc Award (06/30/2018, 06/30/2022, 06/30/2023)			Active	89	0	0	0.00%	78		0	Y			12/2025		\$20.02			
84159	TIRUPUR MELVIN JONES	09/07/2004																	
Exc Award (06/30/2017, 06/30/2018, 06/30/2019, 06/30/2022)			Active	15	0	1	-6.25%	15	2	5	Y		N	10/2025					
110602	TIRUPUR MIDTOWN	03/28/2011																	
Exc Award (06/30/2017, 06/30/2018)			Active	37	0	2	-5.13%	39	6	1	Y	3		07/2025					
98123	TIRUPUR NORTH	12/07/2006																	
Exc Award (06/30/2017, 06/30/2018, 06/30/2019)			Active	41	6	0	17.14%	30		5	Y		N	11/2025					
144511	Tirupur Pandian	12/31/2020																	
Exc Award (06/30/2022)			Active	45	7	0	18.42%	41		3	Y		N	10/2025					
126111	Tirupur South City	11/10/2015																	
152890	Udumalai Central	11/03/2022	Active	44	2	0	4.76%	53		1	Y			11/2025		\$953.45			
149896	Udumalai Servitor	03/03/2022	Active	21	1	0	5.00%	16		4	Y		N	12/2025					
29328	UDUMALPET	05/16/1974	Active	114	2	4	-1.72%	110	17	1	Y		N	12/2025					
Exc Award (06/30/2017, 06/30/2018, 06/30/2019)			Active	50	0	1	-1.96%	50	5	3	Y	2	R	12/2025					
53336	UDUMALPET EAST	06/19/1992																	
Exc Award (06/30/2018, 06/30/2022)			Active	21	0	2	-8.70%	23	8	0	Y	2		12/2025					
49184	VALAVADI	01/25/1989																	
Exc Award (06/30/2018)																			
Current Total Clubs Count	YTD New Clubs Count	YTD Cancelled Clubs Count	YTD Net Club Gain	Current Total Members Count	YTD Add	YTD Drop	YTD Net Growth %	Member Count 12 Months Ago	Average Member Count Per Club	% of Clubs with less than 20 members	% No Officer Report in 12 Months	% of Clubs with balance 90+ days	Number of Clubs in Status Quo	% Status Quo Clubs in Financial Suspension	Number of Cancelled Clubs	Average Cancelled Club Age	Members Lost Due to Cancellation	% of Clubs Cancelled for Non-Financial Reasons	
129	7	1	6	4,626	409	189	220	4.99%	5,344	36	19%	5%	7%	0	0%	1	3	19	0%

\* - P - Priority Club. Cancellation Reasons: 1-Objectives/conduct, 2-Non-active club, 5-Non-existing club, 6-Disbanding, 7-Merger, 8-Financial Suspension, 9-District/Multiple District Dues.

\*\* Red denotes below 15 active members.

\*\*\* Red denotes 20% + loss.

\*\*\*\* Y - all 3 (President, Secretary, Treasurer) club officers reported, N - not all 3 reported.

\*\*\*\*\* Abbreviation: N-New, IP-Immediate Past, R-Repeat.



## Club Health Assessment for DISTRICT 3242 E through December 2025

			Status	Membership					Reports				Finance	LCIF		
Club Number	Club Name	Charter Date	Times in Status Quo in Past 2 Years	Current Member Count **	YTD Members Added	YTD Members Dropped	YTD Net Growth% ***	Member Count 1 Year Ago	Dropped Members Avg.Length of Service	Months Since Membership Update	Current Officers Reported ****	Current President Repeated Term	VP Reported *****	Last Date Reported Service (mm/yyyy)	Account Balance	YTD Donations
Clubs less than two years old																
178564	Andagalurgate	10/15/2024	Active	20	0	0	0.00%	20		8	Y	2	N	12/2025		
178408	Arachalur Aram	10/07/2024	Active	28	2	1	3.70%	29	1	3	Y	2	N	12/2025		\$50.00
177772	Attayampatti Aaditi	08/30/2024	Active	20	4	0	25.00%	20		0	Y		N	12/2025		
178573	Belukuruchi	10/15/2024	Active	25	0	0	0.00%	20		8	Y	2	R	12/2025		
176580	Erode Rainbow	07/26/2024	Active	29	2	0	7.41%	26		2	Y	2	N	12/2025		
177975	Erode Yellow Sun city	10/17/2024	Active	18	10	0	125.00%	22		0	Y		N	12/2025		
190532	Gangavalli	11/18/2025	Newly Chartered	20	20	0	100.00%	0		1	Y		N			
176595	Hosur Arasan	08/16/2024	Active	26	14	2	85.71%	20	1	1	Y	2	R	12/2025		
173414	Hosur Elite	07/16/2024	Active	34	14	0	70.00%	32		3	Y		N	12/2025		\$81.47
186158	Kadathur Kings	07/25/2025	Active	20	20	0	100.00%	0		5	Y		N			\$465.56
176642	Kambainallur	07/26/2024	Active	31	5	0	19.23%	22		5	Y	2	R	12/2025		\$1,000.93
190609	Kangeyam	10/15/2025	Newly Chartered	41	41	0	100.00%	0		1	Y					
190310	Muthugapatty	09/22/2025	Active	21	21	0	100.00%	0		3	Y		N	12/2025		
178571	Nachipatty	10/15/2024	Active	25	0	0	0.00%	23		8	Y	2	R	12/2025		
180801	Nallampalli	02/11/2025	Active	22	2	0	10.00%	0		5	Y	2	N	12/2025		
157163	Namakkal Elite	03/14/2024	Active	22	0	0	0.00%	18		6	Y		N	12/2025		
Exc Award (06/30/2025)																
178051	Omalur Royal Kings	05/08/2025	Active	21	0	0	0.00%	0		4	N	None		12/2025		
176736	Pennagaram	02/11/2025	Active	20	0	0	0.00%	0		6	N	None		12/2025		
173337	Pochampalli Sigaram	07/26/2024	Active	33	1	0	3.13%	28		0	N	None	N	12/2025		
178716	Rasipuram Pudupatti	10/15/2024	Active	25	0	0	0.00%	20		8	Y	2	N	12/2025		
190641	Salem Admire	10/07/2025	Newly Chartered	35	35	0	100.00%	0		0	Y		N	12/2025		
157694	Salem Bright City	03/14/2024	Active(1)	17	3	4	-5.56%	21	1	0	Y	3	N	12/2025	90+ Days	
Exc Award (06/30/2024)																
180474	Salem Nature	02/06/2025	Active	20	0	0	0.00%	0		7	Y		N	12/2025		
189586	Salem Pride	09/19/2025	Active	27	28	1	100.00%	0	0	0	Y		N	12/2025		



## Club Health Assessment for DISTRICT 3242 E through December 2025

			Status	Membership					Reports				Finance	LCIF		
Club Number	Club Name	Charter Date	Times in Status Quo in Past 2 Years	Current Member Count **	YTD Members Added	YTD Members Dropped	YTD Net Growth% ***	Member Count 1 Year Ago	Dropped Members Avg.Length of Service	Months Since Membership Update	Current Officers Reported ****	Current President Repeated Term	VP Reported *****	Last Date Reported Service (mm/yyyy)	Account Balance	YTD Donations
190176	Sankagiri Durg	09/19/2025	Active	30	30	0	100.00%	0		0	Y		N	12/2025		
185882	Sathyamangalam Virutcham	07/29/2025	Active	24	24	0	100.00%	0		1	Y		N	12/2025		
173866	Sendai Nanjundapuram	07/24/2024	Active(1)	25	0	0	0.00%	25		8	Y	2	N	12/2025		
174688	Sendai Ponnarkulam	07/24/2024	Active(1)	25	0	0	0.00%	20		8	Y	2	R	12/2025		
176713	Sendai Thuthikulam	08/30/2024	Active(1)	25	0	0	0.00%	25		12	Y	2	N	12/2025		
186209	Shoolagiri Green City	07/25/2025	Active	20	20	0	100.00%	0		5	Y		N			
185166	Thalaivasal Jasmine	07/25/2025	Active	34	34	0	100.00%	0		2	Y		N	12/2025		
172802	Valayapatty Pasumai	07/15/2024	Active	17	0	0	0.00%	20		6	Y		N	12/2025		
185463	Vasanthapuram	07/25/2025	Active	20	20	0	100.00%	0		3	Y		N	12/2025		
186211	Veeraganur Poovai	07/25/2025	Active	30	30	0	100.00%	0		0	Y		N	11/2025		
Clubs more than two years old																
46674	ANTHIYUR THAVITTUPALAYAM Exc Award (06/30/2020, 06/30/2023)	11/03/1986	Active	46	1	0	2.22%	45		3	Y		N	12/2025		\$46.55
152303	Attayampatti Tex City Exc Award (06/30/2023)	09/13/2022	Active	20	2	1	5.26%	20	0	4	Y		N	12/2025		\$1,053.30
44786	ATTAYAMPATTY Exc Award (06/30/2020, 06/30/2021, 06/30/2024, 06/30/2025)	03/01/1985	Active	25	4	0	19.05%	30		3	Y		N	12/2025		\$263.85
26467	ATTUR Exc Award (06/30/2020, 06/30/2022, 06/30/2023)	12/20/1969	Active	38	0	1	-2.56%	45	56	5	Y		N	12/2025		
122118	Attur Aadhavan Exc Award (06/30/2022, 06/30/2023, 06/30/2024)	05/12/2014	Active	45	0	1	-2.17%	54	12	3	Y		N	12/2025		
144264	Attur Aditya Exc Award (06/30/2022, 06/30/2023, 06/30/2024)	12/22/2020	Active	38	2	1	2.70%	35	5	4	Y			12/2025		\$290.97
50788	AVAL POONDURAI Exc Award (06/30/2020, 06/30/2022, 06/30/2024)	06/27/1990	Active	139	2	0	1.46%	137		5	Y		R	12/2025		\$1,852.79
57987	AYOTHIAPPATNAM RICE CITY Exc Award (06/30/2017, 06/30/2021)	03/15/1996	Active	103	10	0	10.75%	92		0	Y		N	12/2025		\$100.09



## Club Health Assessment for DISTRICT 3242 E through December 2025

			Status	Membership						Reports				Finance	LCIF	
Club Number	Club Name	Charter Date	Times in Status Quo in Past 2 Years	Current Member Count **	YTD Members Added	YTD Members Dropped	YTD Net Growth% ***	Member Count 1 Year Ago	Dropped Members Avg.Length of Service	Months Since Membership Update	Current Officers Reported ****	Current President Repeated Term	VP Reported *****	Last Date Reported Service (mm/yyyy)	Account Balance	YTD Donations
121396	Ayothiyapattanam Ramar City	02/20/2014	Active	21	0	0	0.00%	24		6	Y		N	12/2025		
54345	BARUGUR	04/14/1993	Active	47	1	0	2.17%	46		2	Y		N	12/2025		\$101.26
	Exc Award (06/30/2017, 06/30/2020, 06/30/2021, 06/30/2022, 06/30/2025)															
26469	BHAVANI KOMARAPALAYAM	01/08/1970	Active	12	0	4	-25.00%	18	9	2	Y		R	12/2025		
122892	Bhavani Komarapalayam Sangamam	08/06/2014	Active	20	0	1	-4.76%	18	3	4	Y			12/2025		
57920	CHENNIMALAI	02/29/1996	Active	43	3	0	7.50%	37		0	Y		N	12/2025		\$43.06
	Exc Award (06/30/2023, 06/30/2024)															
134585	Dasappagounden Pudur	05/28/2018	Active(2)	16	0	0	0.00%	13		10	Y	2	N	12/2025		
57765	DENKANIKOTTA	01/23/1996	Active	15	1	0	7.14%	22		5	Y	2	N	12/2025		
50305	DHARAPURAM CENTRAL	03/15/1990	Active	59	2	0	3.51%	58		5	Y		N	12/2025		\$892.27
	Exc Award (06/30/2021, 06/30/2023)															
37201	DHARAPURAM TOWN L C	05/29/1979	Active	102	10	0	10.87%	89		0	Y		N	12/2025		\$900.97
	Exc Award (06/30/2023)															
50789	DHARMAPURI TOWN	06/27/1990	Active	91	1	0	1.11%	80		2	Y		N	12/2025		\$104.75
	Exc Award (06/30/2024, 06/30/2025)															
131154	Erampatti Town	06/07/2017	Active	34	0	0	0.00%	31		7	Y	2	N	12/2025		
26479	ERODE	12/18/1961	Active	227	2	4	-0.87%	232	23	1	Y		N	12/2025		\$26,017.93
	Exc Award (06/30/2017)															
135157	Erode Amaravathi	06/19/2018	Active	21	0	4	-16.00%	25	5	0	Y		N	12/2025		
	Exc Award (06/30/2019, 06/30/2022)															
147633	Erode Aram	07/28/2021	Active	21	0	0	0.00%	20		8	Y		R	12/2025		
	Exc Award (06/30/2022, 06/30/2024)															
125955	Erode Aspire	10/16/2015	Active	19	2	0	11.76%	21		5	Y			12/2025		
84910	ERODE BVB	02/24/2005	Active	423	2	0	0.48%	421		5	Y		N	12/2025		
	Exc Award (06/30/2019, 06/30/2020, 06/30/2022)															
50207	ERODE CAUVERY	02/15/1990	Active	113	9	0	8.65%	104		4	Y		N	12/2025		
	Exc Award (06/30/2016, 06/30/2019, 06/30/2022, 06/30/2023, 06/30/2024)															
47318	ERODE CENTRAL	05/01/1987	Active	89	10	6	4.71%	79	9	0	Y	2	N	12/2025		
	Exc Award (06/30/2023)															
142025	Erode Champion	07/03/2020	Active	23	1	0	4.55%	22		5	Y			12/2025		\$58.19



# Club Health Assessment for DISTRICT 3242 E through December 2025

			Status	Membership						Reports				Finance	LCIF	
Club Number	Club Name	Charter Date	Times in Status Quo in Past 2 Years	Current Member Count **	YTD Members Added	YTD Members Dropped	YTD Net Growth% ***	Member Count 1 Year Ago	Dropped Members Avg.Length of Service	Months Since Membership Update	Current Officers Reported ****	Current President Repeated Term	VP Reported *****	Last Date Reported Service (mm/yyyy)	Account Balance	YTD Donations
Exc Award (06/30/2024)			Active	39	1	0	2.63%	44		3	Y		N	12/2025	90+ Days	\$46.55
67245	ERODE COSMOS	02/11/2003														
Exc Award (06/30/2019, 06/30/2020, 06/30/2023, 06/30/2024)																
52415	ERODE EAST	01/10/1992														
Exc Award (06/30/2019, 06/30/2023, 06/30/2025)																
115121	ERODE EXCELLENT	09/19/2011														
Exc Award (06/30/2022)																
46150	ERODE FORT	05/01/1986	Active	17	0	4	-19.05%	19	14	0	Y			12/2025		
99977	ERODE GOLDEN CITY	07/31/2007	Active	11	0	0	0.00%	11		7	Y	2	R	12/2025		
101455	ERODE KALINGARAAYAN	03/12/2008	Active	18	3	0	20.00%	16		5	Y		R	12/2025		
123169	Erode Kurinchi	09/22/2014	Active	67	2	0	3.08%	63		3	Y		N	12/2025		
Exc Award (06/30/2022, 06/30/2023)			Active(1)	8	4	2	33.33%	0	4	0	Y		N	12/2025		
140648	Erode Master Heartfulness	01/06/2020														
Exc Award (06/30/2022)			Active	315	32	20	3.96%	320	4	1	Y		N	12/2025		
40956	ERODE MID TOWN	02/08/1982														
Exc Award (06/30/2022, 06/30/2025)			Active	28	1	0	3.70%	32		5	Y		N	12/2025		
58641	ERODE MILK CITY	08/07/1996														
Exc Award (06/30/2019, 06/30/2022, 06/30/2024)			Active	5	1	6	-50.00%	10	10	1	N	2		12/2025		
126026	Erode Navarathna	11/10/2015														
56268	ERODE NORTH	11/22/1994	Active	34	1	0	3.03%	31		3	Y		N	12/2025		
Exc Award (06/30/2021, 06/30/2022)			Active	31	10	3	29.17%	21	3	0	Y		N	12/2025	\$948.50	
124607	Erode North Kings	04/08/2015														
Exc Award (06/30/2016, 06/30/2022, 06/30/2024)			Active	40	1	0	2.56%	38		5	Y		N	12/2025	\$232.77	
66636	ERODE PREMIER	09/27/2002														
Exc Award (06/30/2017, 06/30/2022, 06/30/2023, 06/30/2024)			Active	45	3	1	4.65%	42	2	0	Y		N	12/2025	\$1,000.01	
142022	Erode Red Fort	07/07/2020														
Exc Award (06/30/2022, 06/30/2024)			Active	44	5	3	4.76%	44	16	0	Y		N	12/2025		
78699	ERODE SAKTHI	04/01/2004														
135037	Erode Sivagiri	06/19/2018	Active(1)	26	0	0	0.00%	26		12	Y	3		12/2025		






## Club Health Assessment for DISTRICT 3242 E through December 2025

			Status	Membership						Reports				Finance	LCIF	
Club Number	Club Name	Charter Date	Times in Status Quo in Past 2 Years	Current Member Count **	YTD Members Added	YTD Members Dropped	YTD Net Growth% ***	Member Count 1 Year Ago	Dropped Members Avg.Length of Service	Months Since Membership Update	Current Officers Reported ****	Current President Repeated Term	VP Reported *****	Last Date Reported Service (mm/yyyy)	Account Balance	YTD Donations
Exc Award (06/30/2021, 06/30/2023)																
138073	Erode Smart City	05/06/2019	Active	15	0	0	0.00%	15		20	Y		R	12/2025	90+ Days	
66749	ERODE SOUTH	10/31/2002	Active	20	1	4	-13.04%	28	10	0	Y	2	N	12/2025		
Exc Award (06/30/2022)																
59885	ERODE STAR	07/20/1997	Active	13	0	1	-7.14%	15	6	0	Y		N	12/2025		
Exc Award (06/30/2016)																
53805	ERODE SUPREME	11/09/1992	Active	337	27	23	1.20%	289	6	0	Y		N	12/2025		\$1,032.36
Exc Award (06/30/2017)																
58653	ERODE TURMERIC CITY	08/26/1996	Active	59	0	0	0.00%	58		5	Y		N	12/2025		\$1,000.93
Exc Award (06/30/2021, 06/30/2023)																
54223	ERODE UNIQUE	03/11/1993	Active	32	1	4	-8.57%	35	7	0	Y		N	12/2025		\$243.05
Exc Award (06/30/2017, 06/30/2019, 06/30/2022)																
132545	Erode Vishal	09/18/2017	Active	21	0	0	0.00%	27		6	Y		R	12/2025		
Exc Award (06/30/2021, 06/30/2022)																
26480	GOBICHETTIPALAYAM	09/14/1969	Active	116	14	0	13.73%	107		0	Y		R	12/2025		\$4,221.85
Exc Award (06/30/2020, 06/30/2022, 06/30/2023, 06/30/2025)																
140373	Gobichettipalayam Aatherai	12/02/2019	Active	32	3	3	0.00%	33	3	0	Y		N	12/2025		\$150.14
Exc Award (06/30/2022, 06/30/2023, 06/30/2024)																
151090	Gobichettipalayam Prestige	06/15/2022	Active	35	0	0	0.00%	38		6	Y		N	12/2025		
67144	GURUSAMY PALAYAM TAMIZHAN	01/08/2003	Active(1)	24	0	0	0.00%	25		8	Y		N	12/2025		\$2,898.91
Exc Award (06/30/2023)																
50145	HARUR	01/29/1990	Active	74	0	0	0.00%	70		7	Y		R	12/2025		\$69.83
Exc Award (06/30/2022, 06/30/2023)																
34900	HOSUR	12/12/1977	Active	99	4	1	3.13%	98	9	3	Y		N	12/2025		\$232.78
Exc Award (06/30/2022, 06/30/2024, 06/30/2025)																
67140	HOSUR CASTLE	01/21/2003	Active	56	2	0	3.70%	53		2	Y		N	12/2025		\$58.19
Exc Award (06/30/2017, 06/30/2025)																
154183	Hosur Everest	04/24/2023	Active	59	7	1	11.32%	61	1	0	Y		R	12/2025		\$1,947.22
Exc Award (06/30/2025)																
115798	HOSUR FLOWER CITY	01/04/2012	Active	33	3	1	6.45%	31	4	1	Y		N	12/2025		




## Club Health Assessment for DISTRICT 3242 E through December 2025

			Status	Membership						Reports				Finance	LCIF	
Club Number	Club Name	Charter Date	Times in Status Quo in Past 2 Years	Current Member Count **	YTD Members Added	YTD Members Dropped	YTD Net Growth% ***	Member Count 1 Year Ago	Dropped Members Avg.Length of Service	Months Since Membership Update	Current Officers Reported ****	Current President Repeated Term	VP Reported *****	Last Date Reported Service (mm/yyyy)	Account Balance	YTD Donations
Exc Award (06/30/2023, 06/30/2024)			Active	37	22	16	19.35%	34	4	1	Y		N	12/2025		\$7,309.13
136756	Hosur Galaxy	11/23/2018														
Exc Award (06/30/2020, 06/30/2023, 06/30/2024, 06/30/2025)			Active	54	10	5	10.20%	56	5	0	Y		N	12/2025		\$948.74
120095	Hosur Hills	08/02/2013														
Exc Award (06/30/2022)			Active	48	3	0	6.67%	45		5	Y		N	12/2025		\$950.01
67081	HOSUR IMPACT	01/08/2003														
Exc Award (06/30/2020, 06/30/2022, 06/30/2024)			Active	28	2	5	-9.68%	29	4	0	Y		N	12/2025		
128402	Hosur Lake	08/19/2016														
Exc Award (06/30/2022, 06/30/2025)			Active	63	11	0	21.15%	53		0	Y		N	12/2025		\$1,174.35
105488	HOSUR MAGNUM	05/15/2009														
135454	Hosur Melvin Jones	07/27/2018	Active	23	1	0	4.55%	27		5	Y		N	12/2025		
Exc Award (06/30/2023)			Active	70	8	1	11.11%	62	0	1	Y		N	12/2025		\$100.99
135455	Hosur Pride	07/27/2018														
Exc Award (06/30/2022)			Active	31	1	0	3.33%	30		2	Y		N	12/2025		\$981.20
140369	Hosur Rose City	12/26/2019														
Exc Award (06/30/2022)			Active	55	1	0	1.85%	54		5	Y		N	12/2025		\$901.35
44681	HOSUR SIPCOT INDUSTRIAL COMPLX	02/14/1985														
Exc Award (06/30/2023)			Active	59	2	2	0.00%	58	6	0	Y	2	R	12/2025		\$62.48
60273	IDAPPADI TEX CITY	01/06/1998														
Exc Award (06/30/2020, 06/30/2022)			Active	29	0	0	0.00%	34		4	Y		N	12/2025		\$1,000.01
66940	KABILARMALAI	12/16/2002														
Exc Award (06/30/2024)			Active	35	0	3	-7.89%	36	10	4	Y		N	12/2025		\$1,000.01
66753	KANDAMPALAYAM	10/31/2002														
45750	KANJIKOIL	01/06/1986	Active	94	4	0	4.44%	82		0	Y		N	12/2025		
Exc Award (06/30/2022, 06/30/2023)			Active	31	2	1	3.33%	30	8	1	Y		R	09/2025		
132350	Karimangalam Vallal Kaari	08/04/2017														
Exc Award (06/30/2025)			Active	20	4	0	25.00%	20		0	Y		R	03/2025		
155958	Kaveripattinam Kings	09/25/2023														
97905	KAVERIPATTINAM PENNAR	10/27/2006	Active(1)	21	0	0	0.00%	20		7	Y	2	N	12/2025		
Exc Award (06/30/2023)			Active	48	27	2	108.70%	23	23	0	Y		R	12/2025		
66323	KAVINDAPADI SUGAR CITY	06/27/2002														



## Club Health Assessment for DISTRICT 3242 E through December 2025

			Status	Membership					Reports					Finance	LCIF	
Club Number	Club Name	Charter Date	Times in Status Quo in Past 2 Years	Current Member Count **	YTD Members Added	YTD Members Dropped	YTD Net Growth% ***	Member Count 1 Year Ago	Dropped Members Avg.Length of Service	Months Since Membership Update	Current Officers Reported ****	Current President Repeated Term	VP Reported *****	Last Date Reported Service (mm/yyyy)	Account Balance	YTD Donations
Exc Award (06/30/2020, 06/30/2023)																
136620	Kodumudi Taluk	11/23/2018	Active	28	0	0	0.00%	28		8	N			12/2025		
156396	Kolathur Stars	11/02/2023	Active	45	8	0	21.62%	29		5	Y		N	12/2025		\$46.55
56963	KOMARAPALAYAM	05/22/1995	Active	33	0	0	0.00%	34		6	Y		R	12/2025		
Exc Award (06/30/2017)																
47590	KOMARAPALAYAM CENTRAL	06/29/1987	Active	71	1	1	0.00%	76	17	0	Y		N	12/2025		\$116.39
Exc Award (06/30/2023)																
102310	KOMARAPALAYAM TEX CITY	06/06/2008	Active	26	3	3	0.00%	26	10	0	Y		N	12/2025		\$50.00
Exc Award (06/30/2018, 06/30/2020, 06/30/2022, 06/30/2023)																
116990	KOMARAPALAYAM THALAPATHY	05/29/2012	Active	20	0	0	0.00%	21		6	Y		R	12/2025		
26486	KRISHNAGIRI	01/21/1970	Active	38	2	0	5.56%	39		1	Y		N	12/2025		\$52.37
Exc Award (06/30/2023)																
61602	MALLASAMUDARAM	03/08/1999	Active	47	4	0	9.30%	51		1	Y		N	12/2025		\$46.55
Exc Award (06/30/2019, 06/30/2020, 06/30/2024)																
55238	MARANDAHALLI	01/24/1994	Active	28	0	0	0.00%	28		5	Y		R	12/2025		
133674	Mathur Mango City	02/27/2018	Active	40	5	0	14.29%	35		2	Y		N	12/2025		\$2,000.00
Exc Award (06/30/2020, 06/30/2021, 06/30/2023, 06/30/2025)																
62944	MOHANUR	03/20/2000	Active	48	1	0	2.13%	49		2	Y		R	12/2025		\$856.70
Exc Award (06/30/2020, 06/30/2021, 06/30/2022)																
128404	Mohanur Kaveri	08/11/2016	Active	28	1	0	3.70%	26		5	Y		N	12/2025		\$50.00
121213	Mulanur	01/24/2014	Active	27	0	0	0.00%	22		11	N			12/2025		
116352	MULLUKURICHI KURINJI	03/21/2012	Active	28	0	0	0.00%	29		8	Y		N	12/2025	90+ Days	
Exc Award (06/30/2023)																
156395	Namagiripet Town	10/25/2023	Active	29	3	0	11.54%	25		5	Y		N	12/2025		\$6,055.93
64461	NAMAKKAL ANJANEYA	06/25/2001	Active	23	0	0	0.00%	25		5	Y		IP	12/2025		
126553	Namakkal Golden City	02/29/2016	Active	25	5	0	25.00%	21		0	Y		N	12/2025		
142454	Namakkal Helen	08/11/2020	Active	20	2	0	11.11%	19		3	Y		N	12/2025		
Exc Award (06/30/2023)																
125186	Namakkal Melvin Metro	06/17/2015	Active	49	5	0	11.36%	57		0	Y		N	12/2025		\$116.38



## Club Health Assessment for DISTRICT 3242 E through December 2025

			Status	Membership						Reports				Finance		LCIF
Club Number	Club Name	Charter Date	Times in Status Quo in Past 2 Years	Current Member Count **	YTD Members Added	YTD Members Dropped	YTD Net Growth% ***	Member Count 1 Year Ago	Dropped Members Avg.Length of Service	Months Since Membership Update	Current Officers Reported ****	Current President Repeated Term	VP Reported *****	Last Date Reported Service (mm/yyyy)	Account Balance	YTD Donations
Exc Award (06/30/2020, 06/30/2022)			Active	25	2	1	4.17%	25	4	0	Y		N	12/2025		
63709	NAMAKKAL METRO	11/20/2000														
Exc Award (06/30/2020, 06/30/2022, 06/30/2023)																
55257	NAMAKKAL ROCK CITY	01/28/1994	Active	88	2	0	2.33%	65		5	Y		R	12/2025		\$5,004.66
Exc Award (06/30/2025)			Active	29	2	1	3.57%	27	3	0	Y		N	12/2025		\$30.26
60274	NAMAKKAL SOUTH	01/06/1998														
100816	NAMAKKAL TOWN	12/18/2007	Active	31	1	0	3.33%	32		5	Y		R	12/2025		
Exc Award (06/30/2020, 06/30/2023)			Active	34	0	0	0.00%	36		8	Y	2	R	12/2025		
105374	NAMBIYUR	04/27/2009														
Exc Award (06/30/2024)			Active	41	2	1	2.50%	44	5	2	Y		N	12/2025		\$5,004.66
51397	PALACODE	03/06/1991														
Exc Award (06/30/2021, 06/30/2022, 06/30/2023)			Active	33	0	0	0.00%	32		4	Y		N	12/2025		
46781	PALLIPALAYAM CENTRAL	12/01/1986														
Exc Award (06/30/2020)			Active	20	0	0	0.00%	21		2	Y		R	12/2025		
121480	Pallipalayam SPB Cheran	02/28/2014														
Exc Award (06/30/2021, 06/30/2023)			Active	20	0	1	-4.76%	17	11	0	Y		N	12/2025		
61262	PANNANDUR	11/18/1998														
Exc Award (06/30/2023, 06/30/2024)			Active	67	3	0	4.69%	62		5	Y		N	12/2025		\$1,117.31
99522	PARAMATHY FORT	06/04/2007														
Exc Award (06/30/2023)			Active	25	0	1	-3.85%	26	17	5	Y		N	12/2025		
77692	PERIYAMANALI	10/07/2003														
Exc Award (06/30/2020)			Active	85	4	0	4.94%	84		5	Y		N	12/2025		\$87.29
33389	PERUNDURAI	02/14/1977														
Exc Award (06/30/2023, 06/30/2024)			Active	41	1	0	2.50%	42		3	Y		N	12/2025		\$1,040.93
64662	POCHAMPALLI TOWN	08/29/2001														
Exc Award (06/30/2020, 06/30/2022, 06/30/2023)			Active	21	1	2	-4.55%	22	2	3	Y	3	N	12/2025		
155784	Pottireddipatti	08/28/2023														
57753	PUDANCHANTHAI	01/18/1996	Active	49	2	0	4.26%	47		0	Y		N	12/2025		\$660.03
Exc Award (06/30/2020, 06/30/2022, 06/30/2023, 06/30/2024)			Active	31	1	3	-6.06%	32	3	0	Y		N	12/2025		\$48.88
150759	Puduchatram	05/09/2022														
Exc Award (06/30/2023, 06/30/2024)																



## Club Health Assessment for DISTRICT 3242 E through December 2025

			Status	Membership						Reports				Finance	LCIF	
Club Number	Club Name	Charter Date	Times in Status Quo in Past 2 Years	Current Member Count **	YTD Members Added	YTD Members Dropped	YTD Net Growth% ***	Member Count 1 Year Ago	Dropped Members Avg.Length of Service	Months Since Membership Update	Current Officers Reported ****	Current President Repeated Term	VP Reported *****	Last Date Reported Service (mm/yyyy)	Account Balance	YTD Donations
26500	RASIPURAM	01/05/1970	Active	158	16	7	6.04%	162	9	2	Y		N	12/2025	90+ Days	\$8,000.08
	Exc Award (06/30/2022, 06/30/2023, 06/30/2024)															
138336	Rasipuram Kings	06/03/2019	Active	41	1	0	2.50%	44		4	Y		N	12/2025		
128682	Rayakottai Fort	09/12/2016	Active	20	2	0	11.11%	26		5	Y		N	12/2025		\$102.77
	Exc Award (06/30/2022)															
26502	SALEM	08/06/1960	Active	6	0	1	-14.29%	8	2	0	Y	3	R	12/2025		
111373	SALEM AANANDHAM	06/16/2011	Active(1)	17	0	0	0.00%	23		5	Y			12/2025		
55535	SALEM AIRPORT	04/07/1994	Active	43	12	0	38.71%	33		3	Y			12/2025		\$1,000.01
	Exc Award (06/30/2023)															
42244	SALEM CENTRAL	01/26/1983	Active	12	0	0	0.00%	12		8	Y		N	12/2025		
42489	SALEM COSMOS	03/08/1983	Active	36	2	2	0.00%	37	43	0	Y		R	12/2025		\$872.91
	Exc Award (06/30/2022)															
66886	SALEM ELEGANT CITY	11/27/2002	Active	31	6	18	-27.91%	43	8	1	Y		R	12/2025		\$698.32
	Exc Award (06/30/2022)															
152401	Salem Evergreen	09/06/2022	Active	22	0	0	0.00%	23		6	Y			12/2025		
140366	Salem Excel	12/16/2019	Active	35	3	3	0.00%	33	4	0	Y		R	12/2025		
	Exc Award (06/30/2022)															
56269	SALEM FAIRLANDS	11/22/1994	Active	31	0	0	0.00%	23		11	Y		R	12/2025		
	Exc Award (06/30/2024)															
120239	Salem Galaxy	08/30/2013	Active	21	0	1	-4.55%	19	10	0	Y		R	12/2025		
120231	Salem Gems	08/29/2013	Active	23	4	1	15.00%	23	1	3	Y		N	12/2025		
	Exc Award (06/30/2023)															
66634	SALEM GOLDEN CITY	09/27/2002	Active	31	1	0	3.33%	33		5	Y		R	12/2025		
	Exc Award (06/30/2020, 06/30/2021)															
37649	SALEM GUGAI	10/30/1979	Active	18	0	0	0.00%	18		6	Y	2	R	12/2025		
	Exc Award (06/30/2022, 06/30/2023)															
51692	SALEM MAJESTIC	05/28/1991	Active	61	10	0	19.61%	47		0	Y		R	12/2025		\$116.39
	Exc Award (06/30/2017, 06/30/2020, 06/30/2022, 06/30/2025)															
49405	SALEM MANGO CITY	04/06/1989	Active	20	0	0	0.00%	18		9	Y		N	12/2025		
106817	SALEM MELVIN JONES	11/03/2009	Active	27	2	0	8.00%	21		5	Y		N	12/2025		
	Exc Award (06/30/2023)															



## Club Health Assessment for DISTRICT 3242 E through December 2025

			Status	Membership						Reports				Finance	LCIF	
Club Number	Club Name	Charter Date	Times in Status Quo in Past 2 Years	Current Member Count **	YTD Members Added	YTD Members Dropped	YTD Net Growth% ***	Member Count 1 Year Ago	Dropped Members Avg.Length of Service	Months Since Membership Update	Current Officers Reported ****	Current President Repeated Term	VP Reported *****	Last Date Reported Service (mm/yyyy)	Account Balance	YTD Donations
59913	SALEM MELVIN METRO	08/06/1997	Active	62	13	13	0.00%	64	2	0	Y		N	12/2025	90+ Days	
35263	SALEM METROPOLIS	03/27/1978	Active	17	1	2	-5.56%	21	2	0	Y		N	12/2025		\$1,000.93
Exc Award (06/30/2024)																
42899	SALEM MID TOWN	06/29/1983	Active	32	1	0	3.23%	29		5	Y		N	12/2025		\$34.92
Exc Award (06/30/2023)																
68609	SALEM MINERAL CITY	04/15/2003	Active	22	4	0	22.22%	18		3	Y		N	12/2025		
Exc Award (06/30/2023)																
29706	SALEM NORTH	07/15/1974	Active	17	0	0	0.00%	17		0	Y	6	N	10/2025		
153759	Salem Phoenix	03/06/2023	Active	22	2	0	10.00%	23		1	Y		R	12/2025		
Exc Award (06/30/2023, 06/30/2024)																
89251	SALEM PLATINUM	09/09/2005	Active	44	7	0	18.92%	37		5	Y		R	09/2025	\$698.32	
Exc Award (06/30/2022, 06/30/2024)																
109448	SALEM ROYAAL POWER	10/06/2010	Active(1)	39	12	0	44.44%	34		0	Y		N	12/2025	\$2,000.94	
Exc Award (06/30/2022, 06/30/2024)																
62006	SALEM STARS	05/20/1999	Active	10	0	0	0.00%	10		6	Y	24	N	12/2025		
135456	Salem Super Kings	07/27/2018	Active(1)	27	10	1	50.00%	15	6	0	Y		N	12/2025	\$29.10	
115437	SALEM THAINADU	10/31/2011	Active	31	2	0	6.90%	28		5	Y		R	12/2025		
Exc Award (06/30/2023)																
62983	SANKAGIRI FORT	03/27/2000	Active	33	0	0	0.00%	35		0	Y		N	12/2025		
Exc Award (06/30/2020, 06/30/2021, 06/30/2023)																
40398	SANKARI	09/03/1981	Active	28	1	0	3.70%	24		5	Y	2	N	12/2025		
Exc Award (06/30/2020, 06/30/2021, 06/30/2023)																
38226	SATHYAMANGALAM CITY	03/05/1980	Active	83	25	0	43.10%	64		1	Y		N	12/2025	\$2,801.64	
Exc Award (06/30/2017, 06/30/2023)																
123714	Sendamangalam Town	12/01/2014	Active	30	1	0	3.45%	30		2	Y			12/2025	\$53.00	
111157	SINGARAPETTAI	05/27/2011	Active	26	6	0	30.00%	18		2	Y		N	12/2025	\$34.92	
Exc Award (06/30/2023)																
65010	SOLASIRAMANI	02/19/2002	Active	33	3	0	10.00%	29		0	Y		N	12/2025	\$964.07	
Exc Award (06/30/2024)																
52036	THALAIVASAL	09/26/1991	Active	105	3	0	2.94%	99		5	Y		N	12/2025	\$3,491.60	
84009	THARAMANGALAM	08/15/2004	Active	30	1	0	3.45%	29		5	Y		N	12/2025		




# Club Health Assessment for DISTRICT 3242 E through December 2025

			Status		Membership					Reports					Finance		LCIF		
Club Number	Club Name	Charter Date	Times in Status Quo in Past 2 Years	Current Member Count **	YTD Members Added	YTD Members Dropped	YTD Net Growth***	Member Count 1 Year Ago	Dropped Members Avg.Length of Service	Months Since Membership Update	Current Officers Reported ****	Current President Repeated Term	VP Reported *****	Last Date Reported Service (mm/yyyy)	Account Balance	YTD Donations			
Exc Award (06/30/2020, 06/30/2023)			Active	21	0	0	0.00%	21		5	Y	3	R	12/2025					
155785	Thirumanur Village	08/29/2023																	
Exc Award (06/30/2024)			Active	28	2	1	3.70%	27	30	4	Y		N	12/2025					
57767	THOPPUR	01/23/1996																	
Exc Award (06/30/2023, 06/30/2025)			Active	129	0	5	-3.73%	136	18	0	Y		N	12/2025					
50168	TIRUCHENGODE	02/02/1990																	
Exc Award (06/30/2022, 06/30/2024)			Active	56	5	5	0.00%	60	4	0	Y		N	12/2025					
51398	UTHANGARAI	03/06/1991																	
Exc Award (06/30/2021, 06/30/2023)			Active	28	2	0	7.69%	26		4	Y		R	12/2025		\$1,840.23			
142735	Uthangarai Friends	09/15/2020																	
Exc Award (06/30/2021, 06/30/2022, 06/30/2024)			Active	151	20	3	12.69%	146	8	0	Y		R	12/2025		\$1,710.89			
52835	VALAPADY	04/01/1992																	
Exc Award (06/30/2020, 06/30/2021, 06/30/2022, 06/30/2023, 06/30/2024, 06/30/2025)			Active	28	1	1	0.00%	34	4	3	Y		N	12/2025					
133675	Valapady Annai	02/16/2018																	
Exc Award (06/30/2020, 06/30/2021, 06/30/2022, 06/30/2023)			Active(1)	15	0	0	0.00%	14		8	Y		N	11/2025					
155787	Valayapatty	08/28/2023																	
107814	VELAGOUNDAMPATTY	03/18/2010	Active	30	0	0	0.00%	30		3	Y	2	R	12/2025					
Exc Award (06/30/2020, 06/30/2024)			Active	45	1	1	0.00%	37	22	4	Y			12/2025					
65004	VELLAKOVIL	02/19/2002																	
Exc Award (06/30/2023)			Active	100	3	0	3.09%	100		5	Y		N	12/2025		\$120.00			
60956	VELUR	06/26/1998																	
Exc Award (06/30/2023)																			
Current Total Clubs Count	YTD New Clubs Count	YTD Cancelled Clubs Count	YTD Net Club Gain	Current Total Members Count	YTD Add	YTD Drop	YTD Net Growth	YTD Net Growth %	Member Count 12 Months Ago	Average Member Count Per Club	% of Clubs with less than 20 members	% No Officer Report in 12 Months	% of Clubs with balance 90+ days	Number of Clubs in Status Quo	% Status Quo Clubs in Financial Suspension	Number of Cancelled Clubs	Average Cancelled Club Age	Members Lost Due to Cancellation	% of Clubs Cancelled for Non-Financial Reasons
195	12	0	12	8,563	918	227	691	8.78%	7,882	44	11%	0%	3%	0	0%	0	0	0	0%





Club Health Assessment for DISTRICT 3242 E through December 2025

				Status	Membership				Reports				Finance	LCIF		
Club Number	Club Name	Charter Date	Times in Status Quo in Past 2 Years	Current Member Count **	YTD Members Added	YTD Members Dropped	YTD Net Growth% ***	Member Count 1 Year Ago	Dropped Members Avg.Length of Service	Months Since Membership Update	Current Officers Reported ****	Current President Repeated Term	VP Reported *****	Last Date Reported Service (mm/yyyy)	Account Balance	YTD Donations

\* - P - Priority Club. Cancellation Reasons: 1-Objectives/conduct, 2-Non-active club, 5-Non-existing club, 6-Disbanding, 7-Merger, 8-Financial Suspension, 9-District/Multiple District Dues.

\*\* Red denotes below 15 active members.

\*\*\* Red denotes 20% + loss.

\*\*\*\* Y - all 3 (President, Secretary, Treasurer) club officers reported, N - not all 3 reported.

\*\*\*\*\* Abbreviation: N-New, IP-Immediate Past, R-Repeat.



## Club Health Assessment for DISTRICT 3242 F through December 2025

			Status	Membership						Reports				Finance	LCIF	
Club Number	Club Name	Charter Date	Times in Status Quo in Past 2 Years	Current Member Count **	YTD Members Added	YTD Members Dropped	YTD Net Growth% ***	Member Count 1 Year Ago	Dropped Members Avg.Length of Service	Months Since Membership Update	Current Officers Reported ****	Current President Repeated Term	VP Reported *****	Last Date Reported Service (mm/yyyy)	Account Balance	YTD Donations
Clubs less than two years old																
186957	Aaroor Temple Town	07/31/2025	Active	19	24	5	100.00%	0	0	0	Y		N	11/2025		
174662	Adhirampattinam Honest	07/22/2024	Active	23	10	5	27.78%	23	2	0	Y		N	11/2025		
177506	Annavasal	08/14/2024	Active	21	4	0	23.53%	22		4	N		N	08/2025		
190518	Aranthangi Royal	09/30/2025	Active	21	21	0	100.00%	0		3	Y					
190686	Ariyalur Maha Sakthi	11/17/2025	Newly Chartered	21	21	0	100.00%	0		0	Y		N			
182328	Elaiyur Variyankaval	06/18/2025	Active	21	0	0	0.00%	0		1	Y	2				
180469	Jayankondam Angels	02/06/2025	Active	27	6	1	22.73%	0	1	0	Y	2	N	12/2025		
191727	Karaikal Pride Force	12/12/2025	Newly Chartered	20	20	0	100.00%	0		0	Y					
175287	Karaikal Universal Virtual	08/01/2024	Active	17	2	0	13.33%	16		4	Y			10/2025		
190478	Kariyapattinam Senbai	09/30/2025	Active	21	21	0	100.00%	0		3	Y			11/2025		
189719	Karur Grand	09/23/2025	Active	24	24	0	100.00%	0		1	Y		N			
190461	Karur Kings	09/30/2025	Active	26	26	0	100.00%	0		1	Y					
191724	Karur Sigaram	12/14/2025	Newly Chartered	20	20	0	100.00%	0		0	Y					
175684	Komal	07/25/2024	Active(2)	23	0	0	0.00%	20		6	Y	2		08/2025		
190522	Konnaiyur Shine	09/30/2025	Active	22	22	0	100.00%	0		0	Y			12/2025		
185236	Konnaiyur Temple City	07/31/2025	Active	44	44	0	100.00%	0		0	Y		N	10/2025		
190173	Kudanthai Super Stars	09/23/2025	Active	22	23	1	100.00%	0	0	1	Y			11/2025		
171436	Kumbakonam Heritage	05/15/2024	Active	40	4	4	0.00%	42	1	0	Y		R	12/2025		\$1,069.94
190559	Kumbakonam Kumbeswarar	12/03/2025	Newly Chartered	20	20	0	100.00%	0		0	Y					
172128	Lions Club of Mayiladuthurai Emperor	06/12/2024	Active	25	1	0	4.17%	23		5	Y		N	10/2025		\$900.84
190340	Mannachanallur Rice City	09/30/2025	Active	20	20	0	100.00%	0		3	Y					
181149	Mannargudi Magudam	03/31/2025	Active	29	8	0	38.10%	0		1	Y	2				
190062	Mannargudi Pamani	09/29/2025	Active	22	22	0	100.00%	0		2	Y			11/2025		
178441	Mannargudi Sigaram	10/07/2024	Active	32	6	0	23.08%	24		0	Y		N	12/2025		
190184	Mayiladuthurai Majestic	09/23/2025	Active	21	21	0	100.00%	0		2	Y					



## Club Health Assessment for DISTRICT 3242 F through December 2025

			Status	Membership						Reports				Finance		LCIF
Club Number	Club Name	Charter Date	Times in Status Quo in Past 2 Years	Current Member Count **	YTD Members Added	YTD Members Dropped	YTD Net Growth% ***	Member Count 1 Year Ago	Dropped Members Avg.Length of Service	Months Since Membership Update	Current Officers Reported ****	Current President Repeated Term	VP Reported *****	Last Date Reported Service (mm/yyyy)	Account Balance	YTD Donations
172215	Mayiladuthurai Elite	06/17/2024	Active	56	1	0	1.82%	49		4	Y			08/2025		
181685	Mayiladuthurai Kings	06/05/2025	Active	9	0	12	-57.14%	0	0	0	Y					
187616	Mayiladuthurai Magnum	08/11/2025	Active	43	43	0	100.00%	0		0	Y			12/2025		
191101	Nagapattinam Young Minds	11/18/2025	Newly Chartered	32	32	0	100.00%	0		1	Y			12/2025		\$2,000.00
190545	Nagappattinam Mangalam	09/30/2025	Active	20	20	0	100.00%	0		3	Y					
179232	Nakkampadi Srikandapuram	06/23/2025	Active	21	0	0	0.00%	0		6	Y	2				
172051	Papanasam Atchaiyam	06/06/2024	Active	42	6	1	13.51%	28	14	0	Y			12/2025		
175650	Papanasam Velu Nachiyar	07/25/2024	Active	25	4	1	13.64%	25	4	0	Y	2	N	12/2025		
190233	Pappanadu	09/29/2025	Active	29	29	0	100.00%	0		0	Y			12/2025		
181478	Paravakkottai	03/28/2025	Active	25	13	10	13.64%	0	0	0	Y	2	N	11/2025		
188258	Perambalur Madhuram	08/11/2025	Active	32	32	0	100.00%	0		0	Y		N	12/2025		
182417	Perambalur Smart City	06/06/2025	Active	21	0	0	0.00%	0		6	Y	2				
175939	Peravurani Star	07/26/2024	Active	30	10	0	50.00%	23		1	Y			10/2025		\$11.64
191819	Ponnamaravathy Golden Womens	12/31/2025	Newly Chartered	20	20	0	100.00%	0		0	Y					
190447	Saliyamangalam	10/24/2025	Newly Chartered	23	23	0	100.00%	0		2	Y					
190372	Sattanathapuram	09/30/2025	Active	27	27	0	100.00%	0		1	Y					
187042	Sirkali Kings	07/31/2025	Active	22	31	9	100.00%	0	0	0	Y					\$18.62
190261	Sirkazhi Central	09/30/2025	Active	21	21	0	100.00%	0		3	Y					
185120	T Palur Pondibazar Kottiyal	07/31/2025	Active	31	31	0	100.00%	0		3	Y			12/2025		
190483	Thanjavur Big Temple	09/30/2025	Active	20	20	0	100.00%	0		3	Y		N			
187217	Thanjavur Elite	07/31/2025	Active	25	25	0	100.00%	0		3	Y			08/2025	90+ Days	
190293	Thanjavur Heritage	09/30/2025	Active	33	33	0	100.00%	0		1	Y			12/2025		
186755	Thanjavur Maharaja	07/31/2025	Active	26	26	0	100.00%	0		3	Y		N	09/2025	90+ Days	
180806	Thanjavur Majestic	06/23/2025	Active	21	0	0	0.00%	0		6	Y	2				
175074	Thanjavur Pragadheeswarar	07/24/2024	Active	21	1	0	5.00%	41		4	Y	2		12/2024		\$1,000.93
190673	Thanjavur Pride Virtual	12/01/2025	Newly Chartered	20	20	0	100.00%	0		0	Y		N			



## Club Health Assessment for DISTRICT 3242 F through December 2025

			Status	Membership						Reports					Finance	LCIF
Club Number	Club Name	Charter Date	Times in Status Quo in Past 2 Years	Current Member Count **	YTD Members Added	YTD Members Dropped	YTD Net Growth% ***	Member Count 1 Year Ago	Dropped Members Avg.Length of Service	Months Since Membership Update	Current Officers Reported ****	Current President Repeated Term	VP Reported *****	Last Date Reported Service (mm/yyyy)	Account Balance	YTD Donations
190516	Thirubuvanam Silk City	11/20/2025	Newly Chartered	21	21	0	100.00%	0		0	Y				90+ Days	
190148	Thirukadavur Temple city	09/15/2025	Active	21	21	0	100.00%	0		3	Y					
176734	Thirumarugal Puthagaram	07/30/2024	Active	24	2	2	0.00%	24	1	0	Y		N	10/2025		
190524	Thirumullaivasal	11/21/2025	Newly Chartered	20	20	0	100.00%	0		0	Y		N			
190552	Thirumullaivasal central	10/20/2025	Newly Chartered	20	20	0	100.00%	0		2	Y					
190384	Thogaimalai	09/30/2025	Active	21	21	0	100.00%	0		1	Y		N			
190398	Thuvarankurichi	09/30/2025	Active	31	31	0	100.00%	0		1	Y					
191639	Tiruchirappalli Indra Ganesan	12/12/2025	Newly Chartered	21	21	0	100.00%	0		0	Y					
177411	Tiruchirappalli K K Nagar	08/16/2024	Active	18	1	4	-14.29%	21	1	0	Y		N	08/2025		
181993	Tiruchirappalli Manikandam	05/02/2025	Active	48	23	0	92.00%	0		0	Y	2		09/2025		
157310	Tiruvarur Vision	02/16/2024	Active	37	3	0	8.82%	30		4	Y		N	07/2025	90+ Days	
180785	V Kaikatti Cement City	03/06/2025	Active	18	0	0	0.00%	0		6	Y	2	N			
178425	Vairichettipalayam Phoenix	11/20/2024	Active	21	0	0	0.00%	21		0	Y	2				
181620	Vaitheeswarankoil Divine City	06/16/2025	Active	20	0	0	0.00%	0		6	Y	2				
190557	Valangaiman Temple City	11/25/2025	Newly Chartered	20	20	0	100.00%	0		1	Y					
Clubs more than two years old																
142023	Aandimadam Vilandhai	07/06/2020	Active(2)	7	0	0	0.00%	17		6	Y			09/2025		
	Exc Award (06/30/2023)															
60572	ADIRAMPATTINAM	03/25/1998	Active	41	6	0	17.14%	44		0	Y		N	12/2025		
	Exc Award (06/30/2022)															
120623	Aduthurai	10/31/2013	Active	31	1	0	3.33%	29		4	Y		N	12/2025		
	Exc Award (06/30/2019, 06/30/2023, 06/30/2024)															
151742	Alangudi Anantham	08/01/2022	Active	22	0	0	0.00%	23		3	Y			08/2025		
	Exc Award (06/30/2023, 06/30/2024)															
129993	Alangudi Centennial	02/15/2017	Active	28	0	0	0.00%	31		6	Y			11/2025		
	Exc Award (06/30/2021)															



## Club Health Assessment for DISTRICT 3242 F through December 2025

			Status	Membership						Reports				Finance	LCIF	
Club Number	Club Name	Charter Date	Times in Status Quo in Past 2 Years	Current Member Count **	YTD Members Added	YTD Members Dropped	YTD Net Growth% ***	Member Count 1 Year Ago	Dropped Members Avg.Length of Service	Months Since Membership Update	Current Officers Reported ****	Current President Repeated Term	VP Reported *****	Last Date Reported Service (mm/yyyy)	Account Balance	YTD Donations
64924	AMMAPET	01/09/2002	Active	44	5	0	12.82%	37		3	Y		N	12/2025		\$46.55
	Exc Award (06/30/2017, 06/30/2018, 06/30/2021)															
147390	Andimadam	07/04/2021	Active	62	2	0	3.33%	95		2	Y			09/2025		
	Exc Award (06/30/2023, 06/30/2024)															
122923	Andimadam Impress	08/12/2014	Active(1)	49	9	2	16.67%	61	0	1	Y		N	09/2025		\$988.78
	Exc Award (06/30/2017, 06/30/2019, 06/30/2020, 06/30/2021, 06/30/2023, 06/30/2024)															
137243	Andimadam Super Shine	01/16/2019	Active(1)	18	0	0	0.00%	18		7	Y			08/2024		
	Exc Award (06/30/2022)															
65093	ARAVAKURUCHI	03/22/2002	Active	21	2	1	5.00%	28	23	1	Y		N	11/2025		
	Exc Award (06/30/2017, 06/30/2023)															
152065	Arimalam	08/01/2022	Active	36	1	1	0.00%	40	3	3	Y		N	08/2025		
	Exc Award (06/30/2023)															
61584	ARIYALUR	03/02/1999	Active	26	1	0	4.00%	28		1	Y			08/2025		
100499	ARIYALUR CEMENT CITY	11/02/2007	Active(1)	48	21	6	45.45%	40	7	0	Y		N	08/2025		\$2,049.13
142217	Ariyalur Chozha	07/20/2020	Active(2)	25	11	7	19.05%	31	3	4	N	None	N	07/2025		
	Exc Award (06/30/2021)															
138870	Ariyalur Inspire	08/23/2019	Active	22	1	1	0.00%	25	3	0	Y			07/2024		
	Exc Award (06/30/2020, 06/30/2023)															
155080	Ariyalur Kings	08/03/2023	Active(2)	17	4	2	13.33%	21	2	3	Y		N	08/2025		
155086	Ariyalur Mid Town	07/17/2023	Active	31	2	6	-11.43%	34	2	0	Y		N	10/2024		
	Exc Award (06/30/2024)															
151744	Ariyalur Number One	08/24/2022	Active	18	3	3	0.00%	18	2	5	Y		N	07/2025		
	Exc Award (06/30/2023)															
131188	Ariyalur Royal Centennial	06/15/2017	Active(1)	36	0	0	0.00%	36		7	Y		N	08/2025		
63942	AYAKKARANPULAM	01/24/2001	Active(1)	99	18	1	20.73%	84	12	0	Y		N	12/2025		
	Exc Award (06/30/2023, 06/30/2024)															
65235	AYYAMPETTAI TOWN	04/24/2002	Active	40	8	0	25.00%	35		5	Y		N	12/2025		\$23.28
	Exc Award (06/30/2021)															
155082	Bikshandarkoil Oscar	07/18/2023	Active	76	15	0	24.59%	72		1	Y			07/2025		\$1,000.93
	Exc Award (06/30/2024)															



## Club Health Assessment for DISTRICT 3242 F through December 2025

			Status	Membership						Reports				Finance	LCIF		
Club Number	Club Name	Charter Date	Times in Status Quo in Past 2 Years	Current Member Count **	YTD Members Added	YTD Members Dropped	YTD Net Growth% ***	Member Count 1 Year Ago	Dropped Members Avg.Length of Service	Months Since Membership Update	Current Officers Reported ****	Current President Repeated Term	VP Reported *****	Last Date Reported Service (mm/yyyy)	Account Balance	YTD Donations	
100501	BUDALUR	11/06/2007	Active	41	6	0	17.14%	32		5	Y			12/2025	90+ Days	\$1,043.41	
	Exc Award (06/30/2021, 06/30/2023, 06/30/2024)																
132272	Chettikulam	07/19/2017	Active(2)	14	0	6	-30.00%	26	6	0	Y	2		08/2024			
65000	CHINNADHARAPURAM	02/13/2002	Active	29	0	0	0.00%	29		11	N	None		12/2024			
	Exc Award (06/30/2023)																
136027	Dalmiapuram Shine	08/01/2018	Active(1)	18	5	0	38.46%	22		0	Y			11/2025			
	Exc Award (06/30/2023, 06/30/2024)																
108159	DARASURAM	04/21/2010	Cancelled(8*)	0	0	18	-100.00%	0	7	1	N	None		11/2024			
	Exc Award (06/30/2023)																
123402	Eravanchery Kings	10/17/2014	Active	47	3	0	6.82%	51		1	Y			12/2025			
	Exc Award (06/30/2017, 06/30/2019, 06/30/2021, 06/30/2022)																
151031	Jayankondam	06/07/2022	Active	38	0	0	0.00%	37		7	Y			10/2025			
	Exc Award (06/30/2023, 06/30/2024)																
60741	JAYANKONDAM CHOZHAN CITY	05/05/1998	Active	94	6	0	6.82%	96		0	Y			10/2025		\$900.84	
	Exc Award (06/30/2016, 06/30/2019, 06/30/2021)																
128464	Jayankondam Royal Centennial	08/24/2016	Active(1)	32	1	0	3.23%	39		1	Y		N	10/2025			
	Exc Award (06/30/2017)																
146794	Jayankondam Sineham Kings	06/19/2021	Active(1)	54	7	0	14.89%	61		3	Y			10/2025			
	Exc Award (06/30/2022, 06/30/2023)																
116030	KABISTHALAM	02/07/2012	Active	35	6	0	20.69%	28		3	Y		N	12/2025		\$50.51	
	Exc Award (06/30/2016, 06/30/2017, 06/30/2019)																
98671	KALLAKKUDI	02/27/2007	Active(1)	23	3	1	9.52%	0	4	2	Y		N	07/2025			
	Exc Award (06/30/2024)																
32400	KARAIKAL	06/11/1976	Active	23	0	0	0.00%	23		6	Y			12/2024			
	Exc Award (06/30/2023)																
147509	Karaikal Ammaiyar	07/16/2021	Active	26	4	1	13.04%	17	4	0	Y		N	12/2025		\$1,020.72	
98125	KARAIKAL FRENCH TOWN	12/07/2006	Active(1)	31	5	2	10.71%	32	8	4	Y			09/2025			
	Exc Award (06/30/2017, 06/30/2023, 06/30/2024)																
123140	Karaikal Impress	09/18/2014	Active	20	3	1	11.11%	22	2	0	Y			08/2025			




## Club Health Assessment for DISTRICT 3242 F through December 2025

			Status	Membership						Reports				Finance		LCIF
Club Number	Club Name	Charter Date	Times in Status Quo in Past 2 Years	Current Member Count **	YTD Members Added	YTD Members Dropped	YTD Net Growth% ***	Member Count 1 Year Ago	Dropped Members Avg.Length of Service	Months Since Membership Update	Current Officers Reported ****	Current President Repeated Term	VP Reported *****	Last Date Reported Service (mm/yyyy)	Account Balance	YTD Donations
Exc Award (06/30/2023)			Active	14	0	4	-22.22%	19	7	0	Y			11/2025		
118240	KARAIKAL KINGS	11/02/2012														
Exc Award (06/30/2017, 06/30/2021, 06/30/2023)																
103897	KARAIKAL PORT CITY	11/03/2008	Active	17	3	0	21.43%	16		4	Y		N	08/2025		
136405	Karaikal Shine	12/21/2018	Active(1)	10	0	0	0.00%	10		6	Y		N	01/2025		
Exc Award (06/30/2023)			Active	35	5	1	12.90%	37	14	3	Y		N	10/2025		\$1,031.19
63526	KARUR HANDLOOM TEXTILE CITY	08/21/2000														
Exc Award (06/30/2017)																
26422	KARUR HOST	01/27/1960	Active	183	2	0	1.11%	189		4	Y		N	12/2025		\$1,019.55
Exc Award (06/30/2017, 06/30/2021, 06/30/2023, 06/30/2024)			Active	59	12	4	15.69%	54	2	0	Y		N	12/2025		\$350.33
155089	Karur Imayam	07/17/2023														
Exc Award (06/30/2024)																
78145	KARUR MAJESTIC	01/28/2004	Active	33	8	1	26.92%	29	10	0	Y			10/2025		\$1,201.11
Exc Award (06/30/2021, 06/30/2023, 06/30/2024)			Active	44	10	0	29.41%	35		0	Y			11/2025		
155090	Karur Paramathi	07/17/2023														
Exc Award (06/30/2024)																
121558	Karur Platinum	03/13/2014	Active	18	1	7	-25.00%	27	4	0	Y		N	10/2025		
131839	Karur Sakthi	07/03/2017	Active	42	8	0	23.53%	35		1	Y		N	12/2025		\$159.46
Exc Award (06/30/2020, 06/30/2021, 06/30/2022, 06/30/2023)			Active	15	2	5	-16.67%	21	5	0	Y			09/2025		
131895	Karur Victory Birds	07/03/2017														
Exc Award (06/30/2021)																
67168	KEERANUR	01/21/2003	Active	57	2	0	3.64%	56		1	Y		R	12/2025		
Exc Award (06/30/2018, 06/30/2020, 06/30/2021, 06/30/2022, 06/30/2023, 06/30/2024, 06/30/2025, 06/30/3017)			Active(1)	30	10	1	42.86%	21	2	2	Y		N	09/2025		
153736	Keeranur Aram	04/28/2023														
Exc Award (06/30/2024)																
77435	KILVELUR	09/24/2003	Active	30	7	0	30.43%	23		2	Y		R	12/2025		
Exc Award (06/30/2017, 06/30/2023, 06/30/2024)			Active	19	3	3	0.00%	23	3	0	Y			08/2025		
139658	Kollidam Inspire	10/15/2019														





# Club Health Assessment for DISTRICT 3242 F through December 2025

			Status	Membership					Reports				Finance		LCIF	
Club Number	Club Name	Charter Date	Times in Status Quo in Past 2 Years	Current Member Count **	YTD Members Added	YTD Members Dropped	YTD Net Growth% ***	Member Count 1 Year Ago	Dropped Members Avg.Length of Service	Months Since Membership Update	Current Officers Reported ****	Current President Repeated Term	VP Reported *****	Last Date Reported Service (mm/yyyy)	Account Balance	YTD Donations
123300	Exc Award (06/30/2020, 06/30/2021, 06/30/2023, 06/30/2024) Koppampatty Impress	10/08/2014	Active	60	1	0	1.69%	59		1	Y			09/2025		
144051	Exc Award (06/30/2019, 06/30/2021) Koppampatty Sineham	12/30/2020	Active(1)	24	0	0	0.00%	39		0	Y		N	07/2025		
135816	Exc Award (06/30/2023) Koppanapatty Shine	07/26/2018	Active	58	10	0	20.83%	52		4	Y			12/2025		
109251	Exc Award (06/30/2022, 06/30/2023, 06/30/2024) KOTTUCHERRY EDUCATIONAL CITY	09/17/2010	Active(1)	24	0	0	0.00%	24		4	Y			11/2025		
142662	Exc Award (06/30/2017, 06/30/2023) Kottucherry Royal	09/08/2020	Active	24	1	0	4.35%	23		5	Y		N	11/2025		\$23.28
121571	Exc Award (06/30/2023, 06/30/2024) Kudanthai A G E	03/14/2014	Active	46	5	0	12.20%	46		3	Y			09/2025		\$1,029.21
65220	Exc Award (06/30/2020, 06/30/2021, 06/30/2023) KUDANTHAI CAUVERY	04/15/2002	Active	62	5	4	1.64%	61	7	0	Y		N	08/2025		\$1,043.76
58899	Exc Award (06/30/2020, 06/30/2021, 06/30/2023) KUDANTHAI CITY	12/02/1996	Active	71	4	5	-1.39%	72	9	0	Y		R	09/2025		\$423.65
118512	Exc Award (06/30/2016, 06/30/2019, 06/30/2021, 06/30/2022, 06/30/2025) KUDANTHAI GREEN TOWN	12/26/2012	Active	34	5	0	17.24%	29		3	Y			10/2025	90+ Days	\$100.09
156000	Exc Award (06/30/2023, 06/30/2024) Kudanthai Kings	09/12/2023	Active	19	2	1	5.56%	20	2	3	Y			11/2025		
132922	Exc Award (06/30/2024) Kudanthai Maha Sakthi	10/24/2017	Active	157	12	26	-8.19%	149	3	0	Y		N	12/2025		\$1,901.06
145170	Exc Award (06/30/2019, 06/30/2021, 06/30/2022, 06/30/2023) Kudanthai Marudham	03/10/2021	Active	34	2	0	6.25%	36		4	Y		N	11/2025		
143243	Kudanthai Youth Stars	10/15/2020	Active	20	3	6	-13.04%	22	4	1	Y		N	08/2025		\$10.82
42620	Exc Award (06/30/2022) KULITHALAI	04/26/1983	Active	51	2	0	4.08%	49		4	Y		N	12/2025		\$100.10
128465	Exc Award (06/30/2019, 06/30/2023, 06/30/2024) Kulithalai Centennial	08/24/2016	Active(1)	26	2	0	8.33%	24		2	Y		N	08/2025		



## Club Health Assessment for DISTRICT 3242 F through December 2025

			Status	Membership						Reports				Finance	LCIF	
Club Number	Club Name	Charter Date	Times in Status Quo in Past 2 Years	Current Member Count **	YTD Members Added	YTD Members Dropped	YTD Net Growth% ***	Member Count 1 Year Ago	Dropped Members Avg.Length of Service	Months Since Membership Update	Current Officers Reported ****	Current President Repeated Term	VP Reported *****	Last Date Reported Service (mm/yyyy)	Account Balance	YTD Donations
Exc Award (06/30/2021, 06/30/2023)																
26424	KUMBAKONAM HOST	11/05/1967	Active	139	11	2	6.92%	149	9	0	Y		N	12/2025		\$150.14
Exc Award (06/30/2017, 06/30/2020, 06/30/2022)																
82492	KUMBAKONAM KUDANTHAI MAHAMAHAM	06/02/2004	Active	45	13	2	32.35%	51	7	0	Y			12/2025		\$1,102.02
Exc Award (06/30/2016, 06/30/2017, 06/30/2021, 06/30/2023, 06/30/2024)																
101618	KUMBAKONAM TEMPLE CITY	03/27/2008	Active	29	1	0	3.57%	41		1	Y			08/2025		
Exc Award (06/30/2023, 06/30/2024)																
144291	Kumbakonam Vallalar	12/31/2020	Active	30	3	1	7.14%	33	3	1	Y			10/2025		\$50.05
Exc Award (06/30/2021)																
44678	KUTTALAM	02/13/1985	Active	58	3	1	3.57%	54	3	0	Y			12/2025		
Exc Award (06/30/2021, 06/30/2022, 06/30/2023, 06/30/2024)																
35259	LALGUDI	03/06/1978	Active	58	3	2	1.75%	58	2	0	Y		N	12/2025		
Exc Award (06/30/2018, 06/30/2021, 06/30/2023, 06/30/2024)																
60341	MADUKKUR	02/03/1998	Active(1)	32	1	0	3.23%	38		5	Y		N	07/2025		
Exc Award (06/30/2017, 06/30/2018, 06/30/2021)																
65074	MANACHANALLUR	03/12/2002	Active	46	5	1	9.52%	46	5	0	Y		N	12/2025		
Exc Award (06/30/2017, 06/30/2020, 06/30/2021, 06/30/2023)																
99346	MANAPPARAI	05/08/2007	Active(1)	72	4	21	-19.10%	91	4	0	Y		N	11/2025		\$1,000.93
Exc Award (06/30/2016, 06/30/2020, 06/30/2021, 06/30/2022)																
143194	Manapparai Wisdom	11/03/2020	Active	24	4	0	20.00%	22		0	Y	2	N	07/2025		
40397	MANNARGUDI HOST	09/09/1981	Active	54	1	1	0.00%	55	4	0	Y		N	11/2025		
Exc Award (06/30/2017, 06/30/2020, 06/30/2021)																
147368	Mannargudi Manitham	07/06/2021	Active(1)	18	2	0	12.50%	22		1	Y		N	12/2025		
Exc Award (06/30/2023)																
146287	Mannargudi Sineham	06/16/2021	Active(1)	20	6	1	33.33%	20	8	1	Y		N	08/2025		\$1,201.12
120898	Mannargudi Temple City	12/05/2013	Active(1)	37	4	9	-11.90%	42	6	0	Y			08/2025		
Exc Award (06/30/2019, 06/30/2021)																
98127	MATHUR	12/07/2006	Active	28	6	0	27.27%	21		5	Y		IP	07/2024		




## Club Health Assessment for DISTRICT 3242 F through December 2025

			Status	Membership						Reports				Finance	LCIF	
Club Number	Club Name	Charter Date	Times in Status Quo in Past 2 Years	Current Member Count **	YTD Members Added	YTD Members Dropped	YTD Net Growth% ***	Member Count 1 Year Ago	Dropped Members Avg.Length of Service	Months Since Membership Update	Current Officers Reported ****	Current President Repeated Term	VP Reported *****	Last Date Reported Service (mm/yyyy)	Account Balance	YTD Donations
Exc Award (06/30/2023)																
60168	MAYILADUTHURAI CENTRAL	12/02/1997	Active	128	6	1	4.07%	130	2	1	Y		N	11/2025		\$4,954.60
Exc Award (06/30/2017, 06/30/2022, 06/30/2023, 06/30/2024)																
138306	Mayiladuthurai Central Shine	06/19/2019	Active	35	7	10	-7.89%	36	4	0	Y		N	12/2025		\$1,050.97
Exc Award (06/30/2021)																
64305	MAYILADUTHURAI NEW CENTURY	05/14/2001	Active	29	0	0	0.00%	32		4	Y			06/2025		
Exc Award (06/30/2023)																
148194	Mayiladuthurai Spectrum	09/14/2021	Active	21	4	0	23.53%	22		3	Y			12/2025		
127217	Mayiladuthurai Victory	04/07/2016	Active	27	5	4	3.85%	26	4	0	Y			10/2025		
Exc Award (06/30/2023, 06/30/2024)																
26434	MAYURAM	12/12/1966	Active(1)	81	4	1	3.85%	72	1	2	Y		N	12/2025		
Exc Award (06/30/2017, 06/30/2019)																
123897	Meensurutty Impress	12/30/2014	Active(2)	22	0	0	0.00%	22		16	N	None		09/2024		
Exc Award (06/30/2023)																
65211	MIMISAL	04/09/2002	Active(1)	26	0	3	-10.34%	29	9	2	Y			10/2025		\$100.09
Exc Award (06/30/2023)																
33781	MUSIRI	04/14/1977	Active	77	4	0	5.48%	71		4	Y			11/2025		
Exc Award (06/30/2017, 06/30/2020, 06/30/2023, 06/30/2024)																
138871	Musiri Inspire	08/26/2019	Active	48	4	0	9.09%	44		4	Y		N	01/2025		
Exc Award (06/30/2020, 06/30/2021, 06/30/2022, 06/30/2023, 06/30/2024, 06/30/2025)																
154375	Musiri Town	06/07/2023	Active	48	4	0	9.09%	42		4	Y			07/2024		
45749	MUTHUPET	01/06/1986	Active	32	7	0	28.00%	24		4	Y			11/2025		
Exc Award (06/30/2020, 06/30/2023)																
68615	NAGAPATTINAM PORT TOWN	04/15/2003	Active(1)	40	3	1	5.26%	38	0	4	Y		N	11/2025		\$100.09
Exc Award (06/30/2023)																
133158	Nagapattinam Temple City	11/19/2017	Active	37	14	6	27.59%	30	4	0	Y		N	12/2025		
Exc Award (06/30/2023)																
36359	NAGORE NAGAPATTINAM	12/11/1978	Active(1)	74	6	1	7.25%	84	1	1	Y		N	12/2025		\$1,000.00
Exc Award (06/30/2023, 06/30/2024)																
57535	NANNILAM	11/10/1995	Active(1)	11	3	1	22.22%	11	4	0	Y		IP	08/2024		



## Club Health Assessment for DISTRICT 3242 F through December 2025

			Status	Membership						Reports				Finance	LCIF		
Club Number	Club Name	Charter Date	Times in Status Quo in Past 2 Years	Current Member Count **	YTD Members Added	YTD Members Dropped	YTD Net Growth% ***	Member Count 1 Year Ago	Dropped Members Avg.Length of Service	Months Since Membership Update	Current Officers Reported ****	Current President Repeated Term	VP Reported *****	Last Date Reported Service (mm/yyyy)	Account Balance	YTD Donations	
Exc Award (06/30/2017, 06/30/2020)			Active	62	6	13	-10.14%	74	6	0	Y		N	12/2025		\$1,205.77	
64332	NATCHIAR KOIL	05/22/2001		Exc Award (06/30/2017, 06/30/2018, 06/30/2019, 06/30/2021)													
151345	Nedungadu	06/20/2022		Active	43	13	1	38.71%	34	0	3	Y		N			10/2025
Exc Award (06/30/2023)																	
123790	Noyyal	12/12/2014	Active	45	3	0	7.14%	46		4	Y			08/2025		\$29.10	
Exc Award (06/30/2023)																	
56859	ORATHANAD	04/20/1995	Active(1)	50	1	0	2.04%	54	5	Y			10/2025				
Exc Award (06/30/2017, 06/30/2021, 06/30/2023, 06/30/2024)																	
61766	PADALUR	04/06/1999	Active	63	14	2	23.53%	44	1	1	Y		N	11/2025		\$111.16	
108204	PADALUR HEAVEN	04/23/2010	Active	48	1	0	2.13%	46	5	Y			10/2025				
Exc Award (06/30/2021)																	
132201	Palakurichy Pride	08/07/2017	Active	11	0	3	-21.43%	13	6	3	Y			01/2024			90+ Days
Exc Award (06/30/2023)																	
60169	PALLAPATTI	12/01/1997	Active	35	7	2	16.67%	29	2	2	Y		N	04/2025	\$1,101.02		
112167	PANDANALLUR	09/02/2011	Active	26	1	1	0.00%	26	4	0	Y	2	N	09/2025			
Exc Award (06/30/2023, 06/30/2024)																	
43289	PAPANASAM	12/13/1983	Active	61	2	0	3.39%	65		1	Y		N	11/2025			\$697.17
Exc Award (06/30/2017, 06/30/2019, 06/30/2021, 06/30/2022)																	
153499	Papanasam Kings	01/27/2023	Active	37	1	0	2.78%	42		5	Y		N	09/2025			
Exc Award (06/30/2023, 06/30/2024)																	
151260	Parasalur Royal City	06/20/2022	Active(1)	20	3	0	17.65%	24		5	Y			07/2025			
Exc Award (06/30/2023)																	
26440	PATTUKKOTTAI HOST	02/07/1972	Active(1)	73	1	0	1.39%	72		1	Y		N	08/2025			
Exc Award (06/30/2016, 07/01/2017)																	
66409	PATTUKKOTTAI QUEEN CITY	06/28/2002	Active	46	0	0	0.00%	46		7	Y			07/2025			
Exc Award (06/30/2017, 06/30/2020)																	
65056	PATTUKOTTAI SILK CITY	03/06/2002	Active(1)	25	0	0	0.00%	27		7	Y	2		09/2025			
Exc Award (06/30/2016, 06/30/2017, 06/30/2023, 06/30/2024)																	
43681	PERAMBALUR	03/12/1984	Active(1)	257	5	1	1.58%	269	9	1	Y			08/2025			
Exc Award (06/30/2017, 06/30/2023)																	



## Club Health Assessment for DISTRICT 3242 F through December 2025

			Status	Membership						Reports				Finance	LCIF	
Club Number	Club Name	Charter Date	Times in Status Quo in Past 2 Years	Current Member Count **	YTD Members Added	YTD Members Dropped	YTD Net Growth% ***	Member Count 1 Year Ago	Dropped Members Avg.Length of Service	Months Since Membership Update	Current Officers Reported ****	Current President Repeated Term	VP Reported *****	Last Date Reported Service (mm/yyyy)	Account Balance	YTD Donations
131328	Perambalur Centennial	06/16/2017	Active(1)	31	2	0	6.90%	29		1	Y		N	07/2025		
	Exc Award (06/30/2020, 06/30/2021, 06/30/2022, 06/30/2023)															
131382	Perambalur Royal Centennial	06/16/2017	Active(1)	30	7	0	30.43%	29		1	Y			12/2025	90+ Days	\$100.09
	Exc Award (06/30/2021, 06/30/2023)															
134779	Perambalur Supreme	06/15/2018	Active	59	16	12	7.27%	52	4	1	Y		N	07/2025		
	Exc Award (06/30/2022, 06/30/2023, 06/30/2024)															
155085	Perambalur Supreme Star	07/17/2023	Active	25	1	0	4.17%	21		2	Y		N	08/2025		
135297	Perambalur Town	06/20/2018	Active(1)	39	1	0	2.63%	35		2	Y		N	10/2025		
127446	Perambalur Victory	05/04/2016	Active	117	9	0	8.33%	139		0	Y			12/2025		
	Exc Award (06/30/2018, 06/30/2021)															
55906	PERAVURANI	06/27/1994	Active	101	20	0	24.69%	84		2	Y		N	09/2025		
	Exc Award (06/30/2017, 06/30/2019, 06/30/2021, 06/30/2023)															
138872	Peravurani Coconut City Inspire	08/26/2019	Active	63	14	5	16.67%	53	3	0	Y			10/2025	90+ Days	
	Exc Award (06/30/2020, 06/30/2021)															
46991	PONNAMARAVATHY	02/27/1987	Active	52	1	0	1.96%	52		5	Y			07/2025	90+ Days	
	Exc Award (06/30/2017, 06/30/2020, 06/30/2023, 06/30/2024)															
66901	PONNAMARAVATHY CITY	11/22/2002	Active	56	2	3	-1.75%	57	9	3	Y			12/2025		\$1,005.35
	Exc Award (06/30/2017, 06/30/2021, 06/30/2024)															
66909	PONNAMARAVATHY ROYAL	11/22/2002	Active	102	10	3	7.37%	93	5	1	Y		N	09/2025		\$1,060.29
	Exc Award (06/30/2016, 06/30/2017, 06/30/2022, 06/30/2023, 06/30/2024)															
136613	Ponnamaravathy Shine	11/29/2018	Active	39	3	2	2.63%	44	1	0	Y		N	08/2025	90+ Days	
	Exc Award (06/30/2020, 06/30/2021, 06/30/2022, 06/30/2023)															
148701	Poompuhar	11/16/2021	Active	32	6	0	23.08%	31		1	Y		N	12/2025		
	Exc Award (06/30/2023, 06/30/2024)															
150522	Poonthottam	04/14/2022	Active	28	9	4	21.74%	28	3	0	Y			12/2025		
44679	PORAYAR TRANQUEBAR	02/04/1985	Active(1)	35	1	0	2.94%	39		5	Y		R	12/2025		
	Exc Award (06/30/2022)															
153929	Pudukkottai Anandham	03/20/2023	Active(1)	22	0	0	0.00%	22		5	Y			09/2025		



## Club Health Assessment for DISTRICT 3242 F through December 2025

			Status	Membership						Reports				Finance	LCIF	
Club Number	Club Name	Charter Date	Times in Status Quo in Past 2 Years	Current Member Count **	YTD Members Added	YTD Members Dropped	YTD Net Growth% ***	Member Count 1 Year Ago	Dropped Members Avg.Length of Service	Months Since Membership Update	Current Officers Reported ****	Current President Repeated Term	VP Reported *****	Last Date Reported Service (mm/yyyy)	Account Balance	YTD Donations
154799	Pudukkottai Aram	06/20/2023	Active	20	3	1	11.11%	25	3	0	Y			09/2025		
	Exc Award (06/30/2024)															
131940	Pudukkottai Century	07/03/2017	Active(2)	21	1	0	5.00%	27		3	Y			07/2025		
153988	Pudukkottai Kings	04/19/2023	Active	18	0	0	0.00%	17		7	Y					
90241	PUDUKKOTTAI VICTORY	11/29/2005	Active	33	1	0	3.13%	34		4	Y		N	12/2025		
	Exc Award (06/30/2017, 06/30/2021, 06/30/2023)															
64069	PUGALUR	03/12/2001	Active(1)	14	0	0	0.00%	24		6	Y	2		09/2024		
	Exc Award (06/30/2017, 06/30/2023)															
131851	Pullambadi Pride	07/03/2017	Active	29	4	2	7.41%	37	8	1	Y		N	10/2025		
	Exc Award (06/30/2020)															
135438	S Pudur Sky Well Shine	07/26/2018	Active	63	6	1	8.62%	58	7	1	Y		N	12/2025		\$1,050.98
	Exc Award (06/30/2019, 06/30/2021)															
60895	SANKARANPANDAL	06/16/1998	Active	31	0	0	0.00%	29		2	Y			08/2025		
	Exc Award (06/30/2017, 06/30/2020, 06/30/2024)															
57136	SEMBANARKOIL	06/28/1995	Active	83	13	0	18.57%	72		0	Y		N	10/2025		\$2,776.19
	Exc Award (06/30/2016, 06/30/2017, 06/30/2020, 06/30/2024)															
150729	Sembanarkoil Kings	05/19/2022	Active	28	2	0	7.69%	35		5	Y			09/2024		
	Exc Award (06/30/2024)															
136922	Sembanarkoil Shine	12/21/2018	Active(1)	33	3	2	3.13%	28	2	4	Y		N	04/2025		
	Exc Award (06/30/2020, 06/30/2022)															
78709	SEMBANARKOIL TEMPLE CITY	04/01/2004	Active	5	0	0	0.00%	0		2	Y			10/2025		
146066	Sendurai Sineham	05/04/2021	Active	38	2	0	5.56%	40		1	Y		R	07/2025		
	Exc Award (06/30/2022, 06/30/2023, 06/30/2024)															
109038	SENGIPATTI	08/06/2010	Active(1)	17	2	2	0.00%	17	9	1	Y			08/2024		
38747	SIRKAZHI	06/18/1980	Active	61	1	3	-3.17%	63	2	0	Y			12/2025		\$1,140.59
	Exc Award (06/30/2021)															
26448	SRIRANGAM	09/17/1967	Active(1)	38	5	6	-2.56%	37	15	2	Y			12/2025	90+ Days	\$1,019.55
	Exc Award (06/30/2021)															
147159	Srirangam Classic	07/29/2021	Active	17	0	0	0.00%	17		6	Y		N	07/2025		
	Exc Award (06/30/2023)															



## Club Health Assessment for DISTRICT 3242 F through December 2025

			Status	Membership					Reports				Finance		LCIF	
Club Number	Club Name	Charter Date	Times in Status Quo in Past 2 Years	Current Member Count **	YTD Members Added	YTD Members Dropped	YTD Net Growth% ***	Member Count 1 Year Ago	Dropped Members Avg.Length of Service	Months Since Membership Update	Current Officers Reported ****	Current President Repeated Term	VP Reported *****	Last Date Reported Service (mm/yyyy)	Account Balance	YTD Donations
139134	Srirangam Inspire	08/26/2019	Active	57	11	0	23.91%	56		1	Y			10/2025	90+ Days	
	Exc Award (06/30/2020, 06/30/2021, 06/30/2023)															
125759	Srirangam Royal	09/16/2015	Active	31	0	0	0.00%	49		6	Y		N	11/2024		
	Exc Award (06/30/2020, 06/30/2021)															
65226	SWAMIMALAI	04/15/2002	Active	54	5	0	10.20%	51		4	Y			09/2025		
	Exc Award (06/30/2020, 06/30/2021, 06/30/2023)															
52081	T PALUR	10/10/1991	Active	47	1	0	2.17%	52		5	Y		N	05/2025		\$100.09
	Exc Award (06/30/2017, 06/30/2019, 06/30/2020, 06/30/2021, 06/30/2023)															
106485	THALANAYAR	08/31/2009	Active(1)	16	3	1	14.29%	17	16	0	Y			11/2025		
155087	Thanjavur Aadhavan	07/31/2023	Active	33	8	3	17.86%	33	2	0	Y		N	10/2025		\$1,101.02
	Exc Award (06/30/2024)															
153222	Thanjavur Agaram	12/19/2022	Active	16	1	1	0.00%	16	2	0	Y			09/2025		
	Exc Award (06/30/2023)															
115106	THANJAVUR AGRO CITY	09/16/2011	Active	9	0	3	-25.00%	13	2	0	Y		R	07/2025		
	Exc Award (06/30/2017)															
142890	Thanjavur AMC Alumni Virtual	09/17/2020	Active(1)	23	2	4	-8.00%	37	7	3	Y			09/2025		\$1,051.56
	Exc Award (06/30/2022, 06/30/2023, 06/30/2024)															
82637	THANJAVUR ANCIENT CITY	06/16/2004	Active	39	3	2	2.63%	39	1	0	Y			12/2025		\$1,000.93
	Exc Award (06/30/2017, 06/30/2020)															
135191	Thanjavur Arasan	06/15/2018	Active	37	12	2	37.04%	50	1	0	Y			12/2025		\$1,000.93
	Exc Award (06/30/2021, 06/30/2023, 06/30/2024)															
67182	THANJAVUR ART CITY	01/21/2003	Active	46	3	0	6.98%	38		0	Y			10/2025		\$1,129.31
	Exc Award (06/30/2016, 06/30/2021, 06/30/2022, 06/30/2023)															
127625	Thanjavur Cauvery	06/07/2016	Active	54	5	3	3.85%	58	11	0	Y		N	11/2025		\$2,001.86
	Exc Award (06/30/2021, 06/30/2022)															
147727	Thanjavur Chakra	08/09/2021	Active	34	6	0	21.43%	32		5	Y		N	09/2025		
58139	THANJAVUR CHOLA	04/15/1996	Active(1)	41	5	0	13.89%	34		1	Y		N	12/2025		
	Exc Award (06/30/2022)															
26450	THANJAVUR HOST	03/28/1960	Active	88	11	0	14.29%	77		3	Y		N	07/2025		\$2,145.02





## Club Health Assessment for DISTRICT 3242 F through December 2025

			Status	Membership						Reports				Finance	LCIF	
Club Number	Club Name	Charter Date	Times in Status Quo in Past 2 Years	Current Member Count **	YTD Members Added	YTD Members Dropped	YTD Net Growth% ***	Member Count 1 Year Ago	Dropped Members Avg.Length of Service	Months Since Membership Update	Current Officers Reported ****	Current President Repeated Term	VP Reported *****	Last Date Reported Service (mm/yyyy)	Account Balance	YTD Donations
125956	Exc Award (06/30/2016, 06/30/2021, 06/30/2022, 06/30/2023, 06/30/2024) Thanjavur Kings	10/14/2015	Active	51	3	0	6.25%	50		1	Y			10/2025		\$986.09
135911	Exc Award (06/30/2017, 06/30/2018, 06/30/2021, 06/30/2023) Thanjavur Liberty Shine	07/20/2018	Active(1)	15	7	5	15.38%	0	1	0	Y		R	12/2025		
156468	Exc Award (06/30/2019) Thanjavur Maharani	10/27/2023	Active(1)	32	2	0	6.67%	29		3	Y			08/2025		\$1,000.93
65212	THANJAVUR PALACE CITY	04/09/2002	Active	22	5	1	22.22%	21	16	0	Y			08/2025		
107002	Exc Award (06/30/2021, 06/30/2023) THANJAVUR PRINCE	12/11/2009	Active	59	10	4	11.32%	59	3	0	Y		N	11/2025		\$209.83
154820	Exc Award (06/30/2018, 06/30/2023, 06/30/2024) Thanjavur Sigaram	06/19/2023	Active(1)	17	1	1	0.00%	23	12	2	Y			08/2024		
154682	Exc Award (06/30/2024) Thanjavur Supreme	06/19/2023	Active(1)	23	8	2	35.29%	17	1	4	Y			12/2025		\$100.09
62451	Exc Award (06/30/2024) THANJAVUR TEMPLE CITY	10/22/1999	Active	33	2	2	0.00%	37	7	3	Y			11/2025		\$1,851.72
110629	Exc Award (06/30/2017) THANJAVUR THENDRAL	03/22/2011	Active(1)	13	4	1	30.00%	11	5	0	Y			12/2025		
66756	THANJAVUR VASANDHAM	10/31/2002	Active	95	1	3	-2.06%	94	6	0	Y		N	11/2025		\$1,000.93
62679	Exc Award (06/30/2017, 06/30/2020, 06/30/2021, 06/30/2023, 06/30/2024) THANJAVUR VICTORY	01/06/2000	Active	72	5	3	2.86%	71	5	0	Y		N	07/2025	90+ Days	
148611	Exc Award (06/30/2017, 06/30/2018, 06/30/2020, 06/30/2021) Tharangambadi Ozone Beach	11/02/2021	Active(1)	20	3	0	17.65%	21		4	Y		R	07/2024		
97036	Exc Award (06/30/2023) THIRUCHIRAPPALLI HELEN KELLER	04/27/2006	Active	19	2	1	5.56%	15	1	0	Y		R	10/2025		
151423	Exc Award (06/30/2017, 06/30/2025) Thirukkattupalli Agneeswarar	06/23/2022	Active	27	3	0	12.50%	24		1	Y		N	11/2025		
63574	Exc Award (06/30/2023) THIRUMAKKOTTAI	09/12/2000	Active(1)	35	0	0	0.00%	40		1	Y		N	08/2025		
126963	Exc Award (06/30/2020) Thirumanur	03/15/2016	Active(1)	51	0	0	0.00%	51		0	Y			08/2024		\$3,080.77



## Club Health Assessment for DISTRICT 3242 F through December 2025

			Status	Membership						Reports				Finance	LCIF	
Club Number	Club Name	Charter Date	Times in Status Quo in Past 2 Years	Current Member Count **	YTD Members Added	YTD Members Dropped	YTD Net Growth% ***	Member Count 1 Year Ago	Dropped Members Avg.Length of Service	Months Since Membership Update	Current Officers Reported ****	Current President Repeated Term	VP Reported *****	Last Date Reported Service (mm/yyyy)	Account Balance	YTD Donations
Exc Award (06/30/2020, 06/30/2023, 06/30/2024)																
98878	THIRUNAGESWARAM	03/20/2007	Active(1)	60	1	0	1.69%	56		5	Y		N	12/2025		\$1,101.02
Exc Award (06/30/2017)																
65223	THIRUNALLAR TEMPLE CITY	04/15/2002	Active	29	11	1	52.63%	16	10	0	Y		N	09/2025		
Exc Award (06/30/2017)																
128342	Thiruthuraipoondi Centennial	08/11/2016	Active(1)	34	4	0	13.33%	36		4	Y		N	08/2025		
Exc Award (06/30/2020, 06/30/2023, 06/30/2024)																
26454	THIRUVAIYARU	02/26/1971	Active(1)	36	0	0	0.00%	40		5	Y		N	09/2025		\$968.34
Exc Award (06/30/2016, 06/30/2021, 06/30/2023, 06/30/2024)																
65218	THIRUVENGADU	04/15/2002	Active(1)	32	2	2	0.00%	33	4	0	Y			11/2025		
Exc Award (06/30/2017)																
110332	Thiruvidadamarudur	02/08/2011	Active	37	6	0	19.35%	39		0	Y		N	07/2024		
Exc Award (06/30/2023, 06/30/2024)																
153260	Thuraiyur Princess	01/20/2023	Active	19	2	0	11.76%	17		1	Y			12/2025	90+ Days	
Exc Award (06/30/2023)																
55255	THURAIYUR TOWN	01/31/1994	Active	26	1	0	4.00%	27		5	Y			12/2024		
Exc Award (06/30/2021)																
56432	THUVAKUDIMALAI	01/16/1995	Active	25	3	0	13.64%	23		0	Y			07/2025		\$70.99
Exc Award (06/30/2016, 06/30/2021, 06/30/2022)																
124819	Tiruchirapalli Kattur	05/11/2015	Active	30	1	6	-14.29%	35	6	0	Y			07/2025		
Exc Award (06/30/2017, 06/30/2019, 06/30/2023)																
49817	TIRUCHIRAPALLI METROPOLITAN	08/21/1989	Active	31	2	0	6.90%	35		2	Y		N	10/2025		
Exc Award (06/30/2023)																
39240	TIRUCHIRAPALLI MID TOWN	12/05/1980	Active	44	10	0	29.41%	37		1	Y		N	10/2025		
Exc Award (06/30/2021)																
31966	TIRUCHIRAPALLI ROCK CITY	03/26/1976	Active	35	2	1	2.94%	36	11	0	Y			11/2025		\$503.77
Exc Award (06/30/2017, 06/30/2021)																
58684	TIRUCHIRAPALLI THILLAINAGAR	09/06/1996	Active	45	4	10	-11.76%	49	5	0	Y		N	11/2025		
Exc Award (06/30/2016, 06/30/2017, 06/30/2023)																



## Club Health Assessment for DISTRICT 3242 F through December 2025

			Status	Membership						Reports				Finance		LCIF
Club Number	Club Name	Charter Date	Times in Status Quo in Past 2 Years	Current Member Count **	YTD Members Added	YTD Members Dropped	YTD Net Growth% ***	Member Count 1 Year Ago	Dropped Members Avg.Length of Service	Months Since Membership Update	Current Officers Reported ****	Current President Repeated Term	VP Reported *****	Last Date Reported Service (mm/yyyy)	Account Balance	YTD Donations
51255	TIRUCHIRAPALLI WORAIYUR Exc Award (06/30/2019, 06/30/2020)	01/23/1991	Active	38	8	2	18.75%	35	6	0	Y			12/2025	90+ Days	\$2,050.74
138873	Tiruchirappalli Aanaika Inspire Exc Award (06/30/2020)	08/23/2019	Active(1)	22	1	0	4.76%	22		5	Y		N	12/2025		
125590	Tiruchirappalli Classic Exc Award (06/30/2017, 06/30/2021, 06/30/2023)	08/24/2015	Active	39	7	3	11.43%	31	2	0	Y		N	09/2025		
118673	TIRUCHIRAPPALLI ELITE	01/29/2013	Active	24	1	0	4.35%	23		4	Y			08/2025		
142271	Tiruchirappalli Fortune Exc Award (06/30/2021)	07/22/2020	Active	51	2	0	4.08%	49		1	Y			11/2025		\$740.69
156315	Tiruchirappalli Galaxy Exc Award (06/30/2024)	09/30/2023	Active(1)	12	1	0	9.09%	21		4	Y			07/2025		
26457	TIRUCHIRAPPALLI HOST Exc Award (06/30/2017, 06/30/2019, 06/30/2023)	11/10/1959	Active	51	2	1	2.00%	56	1	0	Y		N	08/2025		
134016	Tiruchirappalli Premier Pride	04/09/2018	Active(2)	12	12	9	33.33%	8	6	0	Y	3		12/2024		
137244	Tiruchirappalli Rockcity Shine Exc Award (06/30/2020, 06/30/2023)	02/06/2019	Active	23	6	0	35.29%	17		0	Y			12/2025		
139331	Tiruchirappalli Rockfort Inspire Exc Award (06/30/2020, 06/30/2021)	08/26/2019	Active	42	8	0	23.53%	45		4	Y		R	12/2025		
99205	TIRUCHIRAPPALLI ROCKTOWN Exc Award (06/30/2016, 06/30/2017)	04/24/2007	Active(1)	18	2	0	12.50%	20		3	Y		N	01/2020		
155083	Tiruchirappalli Royal Exc Award (06/30/2024)	07/17/2023	Active	26	2	5	-10.34%	35	2	0	Y		N	10/2025		
147702	Tiruchirappalli Sakthi	07/29/2021	Active(1)	20	6	0	42.86%	20		1	Y			12/2025		
136841	Tiruchirappalli Shine City	11/21/2018	Active	29	9	0	45.00%	29		3	Y			11/2025	\$11.64	
142235	Tiruchirappalli Techno City	07/28/2020	Active(1)	5	0	0	0.00%	5		6	Y	2		07/2025		
130002	Tiruchrappalli Vasantham Centennial Exc Award (06/30/2021)	02/15/2017	Active	11	1	0	10.00%	11		4	Y			12/2025		
55378	TIRUKKATTUPPALLI Exc Award (06/30/2017, 06/30/2020, 06/30/2023)	03/07/1994	Active	20	1	0	5.26%	18		1	N	None		10/2024		



## Club Health Assessment for DISTRICT 3242 F through December 2025

			Status	Membership						Reports				Finance		LCIF
Club Number	Club Name	Charter Date	Times in Status Quo in Past 2 Years	Current Member Count **	YTD Members Added	YTD Members Dropped	YTD Net Growth% ***	Member Count 1 Year Ago	Dropped Members Avg.Length of Service	Months Since Membership Update	Current Officers Reported ****	Current President Repeated Term	VP Reported *****	Last Date Reported Service (mm/yyyy)	Account Balance	YTD Donations
41420	TIRUTHURAI PUNDI TOWN	05/10/1982	Active	65	3	2	1.56%	62	38	0	Y		N	10/2025	90+ Days	
	Exc Award (06/30/2021)															
149914	Tiruvarur All is Well	04/06/2022	Active(1)	30	1	0	3.45%	28		5	Y			08/2025		
	Exc Award (06/30/2023)															
121706	Tiruvarur Araneri	03/28/2014	Active	390	1	16	-3.70%	407	3	2	Y		N	12/2025		
	Exc Award (06/30/2021, 06/30/2023, 06/30/2024)															
135452	Tiruvarur Arockiyamadha Shine	07/18/2018	Active(1)	15	1	1	0.00%	15	4	3	Y			11/2025		
	Exc Award (06/30/2023)															
77885	TIRUVARUR CAR CITY	12/02/2003	Active	94	6	1	5.62%	88	22	1	Y			09/2025		
	Exc Award (06/30/2018, 06/30/2021)															
26459	TIRUVARUR HOST	12/11/1968	Active	44	5	4	2.33%	43	8	0	Y			10/2025		
	Exc Award (06/30/2023)															
118513	TIRUVARUR MANUNEEDHI	01/02/2013	Active	46	3	0	6.98%	50		0	Y	2		12/2025		
	Exc Award (06/30/2016, 06/30/2019, 06/30/2022)															
120173	Tiruvarur Victory	08/19/2013	Active	37	5	0	15.63%	32		5	Y		R	09/2024		
	Exc Award (06/30/2023)															
120346	Tiruvarur Vilamal	09/16/2013	Active(1)	27	3	0	12.50%	28		2	Y		N	12/2025		
	Exc Award (06/30/2021)															
29704	TIRUVERUMBUR	07/24/1974	Active	46	13	6	17.95%	47	7	0	Y			12/2025		\$1,000.93
	Exc Award (06/30/2021, 06/30/2023)															
64344	TRICHIRAPALLI KARUMANDAPAM	05/30/2001	Active	38	9	1	26.67%	28	10	0	Y		N	12/2025		\$1,000.93
	Exc Award (06/30/2020, 06/30/2023)															
54979	TRICHIRAPALLI MAJESTIC	10/19/1993	Active	14	1	2	-6.67%	16	17	0	Y	2		07/2025		
103691	TRICHIRAPPALLI PREMIER	09/22/2008	Active	55	10	4	12.24%	54	11	0	Y		R	11/2025		
	Exc Award (06/30/2017, 06/30/2018, 06/30/2019, 06/30/2021)															
106256	TRICHY GOLDEN BAZAAR	08/13/2009	Active(2)	24	2	3	-4.00%	29	4	1	Y	2	N	08/2025		
	Exc Award (06/30/2019)															
135445	Trichy Samayapuram Shine	07/26/2018	Active(2)	23	8	7	4.55%	23	7	3	Y			11/2025		
115065	TRICHY TEMPLE CITY NO 1 TOLGATE	09/13/2011	Active	48	3	0	6.67%	49		4	Y			08/2025		
	Exc Award (06/30/2023, 06/30/2024)															



## Club Health Assessment for DISTRICT 3242 F through December 2025

			Status		Membership					Reports				Finance		LCIF			
Club Number	Club Name	Charter Date	Times in Status Quo in Past 2 Years	Current Member Count **	YTD Members Added	YTD Members Dropped	YTD Net Growth% ***	Member Count 1 Year Ago	Dropped Members Avg.Length of Service	Months Since Membership Update	Current Officers Reported ****	Current President Repeated Term	VP Reported *****	Last Date Reported Service (mm/yyyy)	Account Balance	YTD Donations			
147679	Udayarpalayam Royal	07/23/2021	Active	24	0	1	-4.00%	27	4	0	Y			09/2025					
64241	ULLIKKOTTAI	04/30/2001	Active(1)	25	1	0	4.17%	24		0	Y			11/2025					
119556	Uppidamangalam	06/10/2013	Active	20	1	0	5.26%	21		4	Y	2		11/2025					
	Exc Award (06/30/2024)																		
63678	UPPILIYAPURAM	11/08/2000	Active	80	6	8	-2.44%	84	11	0	Y		N	08/2025		\$1,024.21			
	Exc Award (06/30/2020)																		
101082	VAILANKANNI	01/24/2008	Active	44	1	0	2.33%	40		5	Y			12/2025					
	Exc Award (06/30/2017, 06/30/2023, 06/30/2024)																		
65094	VAIRICHETTIPALAYAM	03/22/2002	Active	27	0	0	0.00%	38		4	Y		N	09/2025					
	Exc Award (06/30/2020, 06/30/2021, 06/30/2023)																		
112164	VAITHEESHVARANKOIL TEMPLE CITY	09/02/2011	Active	32	1	0	3.23%	32		1	Y			11/2025		\$2,001.86			
	Exc Award (06/30/2020, 06/30/2021, 06/30/2023, 06/30/2024)																		
111050	VAITHEESWARANKOIL CENTRAL	05/09/2011	Active	59	9	0	18.00%	56		2	Y			08/2025					
151774	Vaitheeswarankoil Victory	08/01/2022	Active	37	6	1	15.63%	33	0	0	Y		N	12/2025					
	Exc Award (06/30/2024)																		
42487	VEDARANIAM	03/30/1983	Active	101	12	6	6.32%	94	21	0	Y		N	12/2025		\$1,140.01			
	Exc Award (06/30/2021)																		
123925	Velliyanai	01/07/2015	Active(1)	19	0	0	0.00%	21		8	Y	2		07/2025					
107673	VILAKKUDI	02/24/2010	Active	25	1	5	-13.79%	29	7	0	Y			08/2025					
	Exc Award (06/30/2019, 06/30/2023)																		
Current Total Clubs Count	YTD New Clubs Count	YTD Cancelled Clubs Count	YTD Net Club Gain	Current Total Members Count	YTD Add	YTD Drop	YTD Net Growth %	Member Count 12 Months Ago	Average Member Count Per Club	% of Clubs with less than 20 members	% No Officer Report in 12 Months	% of Clubs with balance 90+ days	Number of Clubs in Status Quo	% Status Quo Clubs in Financial Suspension	Number of Cancelled Clubs	Average Cancelled Club Age	Members Lost Due to Cancellation	% of Clubs Cancelled for Non-Financial Reasons	
304	39	1	38	11,627	2,051	470	1,581	15.74%	10,466	38	14%	1%	5%	0	0%	1	15	18	0%

\* - P - Priority Club. Cancellation Reasons: 1-Objectives/conduct, 2-Non-active club, 5-Non-existing club, 6-Disbanding, 7-Merger, 8-Financial Suspension, 9-District/Multiple District Dues.

\*\* Red denotes below 15 active members.

\*\*\* Red denotes 20% + loss.

\*\*\*\* Y - all 3 (President, Secretary, Treasurer) club officers reported, N - not all 3 reported.

\*\*\*\*\* Abbreviation: N-New, IP-Immediate Past, R-Repeat.